

Barrick Gold Corporation (T:ABX)

A snap shot of company officer and director insider public-market activity for the past year, recent market data plus a list of all insider transactions and holdings.



Price and volume charts represent common share or trust unit transactions by company officers and directors reported in SEDI. Information on the charts may not include transactions by insiders of subsidiaries, 10% security holders or other insiders, or trades in other securities such as options or convertible debt.

One Year Public Market Bias

Company Insiders	Buying	Selling
CEO	None	None
CFO	None	-\$2,006,351
Officer	\$7,805,863	-\$411,873
Director	None	None
Total	\$7,805,863	-\$2,418,224
Net Buying	\$5,387,639	

CEO and CFO titles of insiders are provided on a reasonable efforts basis, as are the elimination of duplicate filings across multiple accounts in net buying or selling totals. All data presented should be treated as estimates as it is based on insider filings subject to input errors. This report does not constitute a buy or sell recommendation for the security.

INK Edge Outlook

Mostly Sunny

Sample



Report Tutorial Video: http://www.inkresearch.com/pdf_tutorial/company.html

English»

国语»

粤语»

About INK Research

Through our PDF reports, as well as our alerts, interactive charting and analytical services delivered via www.inkresearch.com, INK provides insider news and knowledge to investors.

For sales and trial subscription information please contact inquiries@inkresearch.com or call us at 604-669-4465 #333.

Latest Filings Over the Past 12 Months - Maximum 600

CEO
 CFO
 OTHER OFFICER
 DIRECTOR
 ISSUER
 10% HOLDER
 SUBSIDIARY EXECUTIVE
 DEEMED INSIDER

Information that has been adjusted or estimated by INK - Amended filing

Transaction Date	Insider Name	Ownership Type	Nature of Transaction	Security	Price (\$)	Shares/ Units	Account Change*	Account Balance
Jan 1/20	Bristow, Dennis Mark	Direct Ownership	Rights expiration	Rights Restricted Share Scheme Awards	0.00	-57,872	-31.0%	129,086
Jan 1/20	Shuttleworth, Graham Patrick	Direct Ownership	Rights expiration	Rights Restricted Share Scheme Award	0.00	-13,175	-34.3%	25,253
Dec 31/19	Cisneros, Gustavo Alfredo	Direct Ownership	Rights granted	Rights Deferred Share Units (cash settled)	USD 18.45	3,726	2.6%	149,602
Dec 31/19	Coleman, Christopher Lewis	Direct Ownership	Rights granted	Rights Deferred Share Units (cash settled)	USD 18.45	3,726	28.8%	16,644
Dec 31/19	Evans, John Michael	Direct Ownership	Rights granted	Rights Deferred Share Units (cash settled)	USD 18.45	3,726	4.3%	89,892
Dec 31/19	Greenspun, Brian Lee	Direct Ownership	Rights granted	Rights Deferred Share Units (cash settled)	USD 18.45	2,795	4.3%	67,419
Dec 31/19	Harvey, Joseph Brett	Direct Ownership	Rights granted	Rights Deferred Share Units (cash settled)	USD 18.45	3,726	3.2%	121,247
Dec 31/19	Quinn, Andrew James	Direct Ownership	Rights granted	Rights Deferred Share Units (cash settled)	USD 18.45	3,726	28.8%	16,644
Dec 31/19	Silva Rojas, Maria Loreto	Direct Ownership	Rights granted	Rights Deferred Share Units (cash settled)	USD 18.45	2,372	> 100%	3,773
Dec 16/19	Cisneros, Gustavo Alfredo	Direct Ownership	Buy under company plan	Rights Deferred Share Units (cash settled)	USD 17.58	414	0.3%	145,876
Dec 16/19	Coleman, Christopher Lewis	Direct Ownership	Buy under company plan	Rights Deferred Share Units (cash settled)	USD 17.58	37	0.3%	12,918
Dec 16/19	Evans, John Michael	Direct Ownership	Buy under company plan	Rights Deferred Share Units (cash settled)	USD 17.58	245	0.3%	86,166
Dec 16/19	Greenspun, Brian Lee	Direct Ownership	Buy under company plan	Rights Deferred Share Units (cash settled)	USD 17.58	183	0.3%	64,624
Dec 16/19	Harvey, Joseph Brett	Direct Ownership	Buy under company plan	Rights Deferred Share Units (cash settled)	USD 17.58	334	0.3%	117,521
Dec 16/19	Quinn, Andrew James	Direct Ownership	Buy under company plan	Rights Deferred Share Units (cash settled)	USD 17.58	37	0.3%	12,918
Dec 16/19	Silva Rojas, Maria Loreto	Direct Ownership	Buy under company plan	Rights Deferred Share Units (cash settled)	USD 17.58	4	0.3%	1,401
Dec 16/19	Thornton, John Lawson	Direct Ownership	Buy under company plan	Rights Deferred Share Units (cash settled)	USD 17.58	3	0.3%	1,169
Nov 29/19	Kromarov, Robert Ljubomir	Direct Ownership	Public market buy	Common Shares	22.36	28,103	80.6%	62,984
Nov 29/19	Kromarov, Robert Ljubomir	Direct Ownership	Exercise for cash	Rights Performance Granted Share Units (ca...	22.08	-61,245	-25.3%	180,804
Nov 29/19	Raw, Catherine Philippa	Direct Ownership	Public market buy	Common Shares	22.36	32,118	43.8%	105,470
Nov 29/19	Raw, Catherine Philippa	Direct Ownership	Exercise for cash	Rights Performance Granted Share Units (ca...	22.08	-69,994	-22.4%	242,590
Nov 29/19	Rich, Darian Kevin	Direct Ownership	Public market buy	Common Shares	22.36	28,103	40.9%	96,772
Nov 29/19	Rich, Darian Kevin	Direct Ownership	Exercise for cash	Rights Performance Granted Share Units (ca...	22.08	-61,245	-25.3%	180,804
Nov 29/19	Thomson, Kevin James	Direct Ownership	Public market buy	Common Shares	22.36	36,133	33.4%	144,343
Nov 29/19	Thomson, Kevin James	Direct Ownership	Exercise for cash	Rights Performance Granted Share Units (ca...	22.08	-78,743	-23.5%	255,792
Nov 29/19	Walker, Gregory Alan Pool	Direct Ownership	Public market buy	Common Shares	USD 16.82	18,521	43.1%	61,517
Nov 29/19	Walker, Gregory Alan Pool	Direct Ownership	Exercise for cash	Rights Performance Granted Share Units (ca...	22.08	-24,139	-14.8%	139,243

Transaction Date	Insider Name	Ownership Type	Nature of Transaction	Security	Price (\$)	Shares/ Units	Account Change*	Account Balance
Sep 30/19	■ Cisneros, Gustavo Alfredo	Direct Ownership	Rights granted	Rights Deferred Share Units (cash settled)	USD 18.03	3,813	2.7%	145,462
Sep 30/19	■ Coleman, Christopher Lewis	Direct Ownership	Rights granted	Rights Deferred Share Units (cash settled)	USD 18.03	3,813	42.0%	12,881
Sep 30/19	■ Evans, John Michael	Direct Ownership	Rights granted	Rights Deferred Share Units (cash settled)	USD 18.03	3,813	4.6%	85,921
Sep 30/19	■ Greenspun, Brian Lee	Direct Ownership	Rights granted	Rights Deferred Share Units (cash settled)	USD 18.03	2,860	4.6%	64,441
Sep 30/19	■ Harvey, Joseph Brett	Direct Ownership	Rights granted	Rights Deferred Share Units (cash settled)	USD 18.03	3,813	3.4%	117,187
Sep 30/19	■ Quinn, Andrew James	Direct Ownership	Rights granted	Rights Deferred Share Units (cash settled)	USD 18.03	3,813	42.0%	12,881
Sep 30/19	■ Silva Rojas, Maria Loreto	Direct Ownership	Rights granted	Rights Deferred Share Units (cash settled)	USD 18.03	1,397	> 100%	1,397
Sep 16/19	■ Cisneros, Gustavo Alfredo	Direct Ownership	Buy under company plan	Rights Deferred Share Units (cash settled)	USD 17.23	328	0.2%	141,649
Sep 16/19	■ Coleman, Christopher Lewis	Direct Ownership	Buy under company plan	Rights Deferred Share Units (cash settled)	USD 17.23	21	0.2%	9,068
Sep 16/19	■ Evans, John Michael	Direct Ownership	Buy under company plan	Rights Deferred Share Units (cash settled)	USD 17.23	190	0.2%	82,108
Sep 16/19	■ Greenspun, Brian Lee	Direct Ownership	Buy under company plan	Rights Deferred Share Units (cash settled)	USD 17.23	143	0.2%	61,581
Sep 16/19	■ Harvey, Joseph Brett	Direct Ownership	Buy under company plan	Rights Deferred Share Units (cash settled)	USD 17.23	262	0.2%	113,374
Sep 16/19	■ Quinn, Andrew James	Direct Ownership	Buy under company plan	Rights Deferred Share Units (cash settled)	USD 17.23	21	0.2%	9,068
Sep 16/19	◆ Thornton, John Lawson	Direct Ownership	Buy under company plan	Rights Deferred Share Units (cash settled)	USD 17.23	3	0.3%	1,166
Aug 19/19	◆ Hill, Mark Francis	Direct Ownership	Public market buy	Common Shares	24.03	20,373	> 100%	38,826
Aug 19/19	◆ Hill, Mark Francis	Direct Ownership	Exercise for cash	Rights Deferred Share Units (cash settled)	22.65	46,517	-48.6%	49,171
Aug 9/19	■ Silva Rojas, Maria Loreto	Direct Ownership	Opening report	Rights Deferred Share Units (cash settled)	0.00	0	n/a	0
Jun 30/19	■ Cisneros, Gustavo Alfredo	Direct Ownership	Rights granted	Rights Deferred Share Units (cash settled)	USD 15.92	5,496	4.0%	141,321
Jun 30/19	■ Coleman, Christopher Lewis	Direct Ownership	Rights granted	Rights Deferred Share Units (cash settled)	USD 15.92	5,496	> 100%	9,047
Jun 30/19	■ Evans, John Michael	Direct Ownership	Rights granted	Rights Deferred Share Units (cash settled)	USD 15.92	5,496	7.2%	81,918
Jun 30/19	■ Greenspun, Brian Lee	Direct Ownership	Rights granted	Rights Deferred Share Units (cash settled)	USD 15.92	4,122	7.2%	61,438
Jun 30/19	■ Harvey, Joseph Brett	Direct Ownership	Rights granted	Rights Deferred Share Units (cash settled)	USD 15.92	5,496	5.1%	113,112
Jun 30/19	■ Quinn, Andrew James	Direct Ownership	Rights granted	Rights Deferred Share Units (cash settled)	USD 15.92	5,496	> 100%	9,047
Jun 27/19	◆ Wark, Lois Vanessa	Direct Ownership	Public market sale	Common Shares	USD 15.49	-1,000	-0.5%	189,114
Jun 20/19	△ Shuttleworth, Graham Patrick	Direct Ownership	Public market sale	Common Shares	USD 15.21	-100,000	-14.1%	607,842
Jun 17/19	■ Cisneros, Gustavo Alfredo	Direct Ownership	Buy under company plan	Rights Deferred Share Units (cash settled)	USD 13.90	390	0.3%	135,825
Jun 17/19	■ Coleman, Christopher Lewis	Direct Ownership	Buy under company plan	Rights Deferred Share Units (cash settled)	USD 13.90	10	0.3%	3,551
Jun 17/19	■ Evans, John Michael	Direct Ownership	Buy under company plan	Rights Deferred Share Units (cash settled)	USD 13.90	219	0.3%	76,422
Jun 17/19	■ Greenspun, Brian Lee	Direct Ownership	Buy under company plan	Rights Deferred Share Units (cash settled)	USD 13.90	164	0.3%	57,316
Jun 17/19	■ Harvey, Joseph Brett	Direct Ownership	Buy under company plan	Rights Deferred Share Units (cash settled)	USD 13.90	309	0.3%	107,616
Jun 17/19	■ Quinn, Andrew James	Direct Ownership	Buy under company plan	Rights Deferred Share Units (cash settled)	USD 13.90	10	0.3%	3,551
Jun 17/19	◆ Thornton, John Lawson	Direct Ownership	Buy under company plan	Rights Deferred Share Units (cash settled)	USD 13.90	3	0.3%	1,163

Transaction Date	Insider Name	Ownership Type	Nature of Transaction	Security	Price (\$)	Shares/ Units	Account Change*	Account Balance
Mar 31/19	■ Cisneros, Gustavo Alfredo	Direct Ownership	Rights granted	Rights Deferred Share Units (cash settled)	USD 14.12	3,541	2.7%	135,435
Mar 31/19	■ Coleman, Christopher Lewis	Direct Ownership	Rights granted	Rights Deferred Share Units (cash settled)	USD 14.12	3,541	> 100%	3,541
Mar 31/19	■ Evans, John Michael	Direct Ownership	Rights granted	Rights Deferred Share Units (cash settled)	USD 14.12	3,541	4.9%	76,203
Mar 31/19	■ Greenspun, Brian Lee	Direct Ownership	Rights granted	Rights Deferred Share Units (cash settled)	USD 14.12	2,656	4.9%	57,152
Mar 31/19	■ Harvey, Joseph Brett	Direct Ownership	Rights granted	Rights Deferred Share Units (cash settled)	USD 14.12	3,541	3.4%	107,307
Mar 31/19	■ Quinn, Andrew James	Direct Ownership	Rights granted	Rights Deferred Share Units (cash settled)	USD 14.12	3,541	> 100%	3,541
Mar 25/19	◆ Thornton, John Lawson	Direct Ownership	Public market buy	Common Shares	USD 14.28	215,000	5.4%	4,200,219
Mar 14/19	● Bristow, Dennis Mark	Direct Ownership	Rights granted	Rights Performance Granted Share Units (ca...	18.07	396,558	> 100%	396,558
Mar 14/19	◆ Hill, Mark Francis	Direct Ownership	Rights granted	Rights Performance Granted Share Units (ca...	18.07	124,516	> 100%	209,131
Mar 14/19	◆ Kromarov, Robert Ljubomir	Direct Ownership	Rights granted	Rights Performance Granted Share Units (ca...	18.07	96,846	66.7%	242,049
Mar 14/19	◆ Raw, Catherine Philippa	Direct Ownership	Rights granted	Rights Performance Granted Share Units (ca...	18.07	136,968	78.0%	312,584
Mar 14/19	◆ Rich, Darian Kevin	Direct Ownership	Rights granted	Rights Performance Granted Share Units (ca...	18.07	96,846	66.7%	242,049
Mar 14/19	▲ Shuttleworth, Graham Patrick	Direct Ownership	Rights granted	Rights Performance Granted Share Units (ca...	18.07	150,294	> 100%	150,294
Mar 14/19	◆ Spos, Katherine	Direct Ownership	Rights granted	Rights Performance Granted Share Units (ca...	18.07	62,258	81.2%	138,911
Mar 14/19	◆ Thomson, Kevin James	Direct Ownership	Rights granted	Rights Performance Granted Share Units (ca...	18.07	136,968	69.3%	334,535
Mar 14/19	◆ Walker, Gregory Alan Pool	Direct Ownership	Rights granted	Rights Performance Granted Share Units (ca...	18.07	96,846	> 100%	163,382
Mar 13/19	◆ Wark, Lois Vanessa	Direct Ownership	Public market	Common Shares	USD 13.36	-22,000	-10.4%	190,114
Feb 14/19	◆ Kromarov, Robert Ljubomir	Direct Ownership	Option expiration	Options Stock Option Plan (2004)	USD 48.45	-31,856	-47.9%	34,626

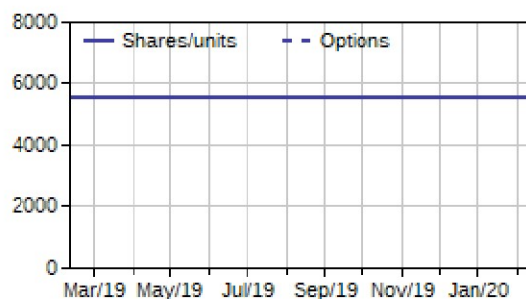
All data based on insider regulatory filings which are subject to input errors.

* indicates percentage change of shares or units for the account in which the security is held. Many insiders have more than one account and the balance for each is calculated separately. See Holdings Summary for balances across all ownership types as reported in SEDI.

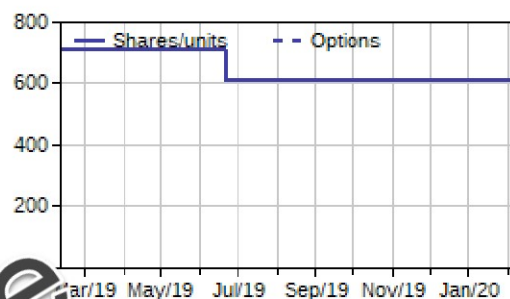
Holdings Summary

Data is based on SEDI filings. Identified former insiders who ceased to be an insider more than a year ago are not shown. Roster may include unidentified former insiders. Charts include identified former insider holdings up to the date they ceased to be an insider. Insiders and their holdings are only included under one insider category. See last page for regulatory insider filing relationship definitions.

CEO's Holdings (000's)



CFO's Holdings (000's)



Bristow, Dennis Mark

Relationship as filed with regulators: 4, 5
Latest filing date: January 6, 2020

Direct Ownership	No. of Shares Held
Common Shares	5,526,661
Rights Long Term Incentive Plan Awards	480,404
Rights Performance Granted Share Units (cas	396,558
Rights Restricted Share Scheme Awards	129,086

Mundleworth, Graham Patrick

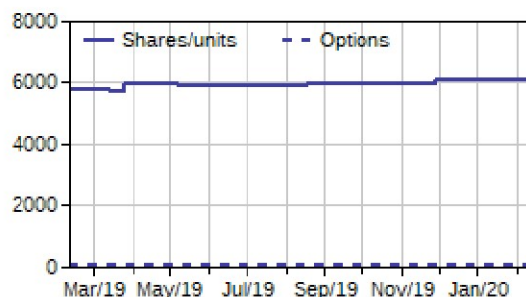
Relationship as filed with regulators: 5
Latest filing date: January 6, 2020

Direct Ownership	No. of Shares Held
Common Shares	607,842
Rights Long Term Incentive Plan Awards	116,364
Rights Performance Granted Share Units (cas	150,294
Rights Restricted Share Scheme Award	25,253

Other Officers' Holdings Summary (cont'd)

Data is based on SEDI filings. Identified former insiders who ceased to be an insider more than a year ago are not shown. Roster may include unidentified former insiders. Charts include identified former insider holdings up to the date they ceased to be an insider. Insiders and their holdings are only included under one insider category. See last page for regulatory insider filing relationship definitions.

Other Officers' Holdings (000's)



Hill, Mark Francis

Relationship as filed with regulators: 5
Latest filing date: August 23, 2019

Direct Ownership	No. of Shares Held
Common Shares	38,826
Options Stock Option Plan (2004)	7,500
Rights Performance Granted Share Units (cas	209,131
Rights Restricted Share Units (cash settled	49,171
Indirect Ownership	No. of Shares Held
Common Shares	0

Krcmarov, Robert Ljubomir

Relationship as filed with regulators: 5
Latest filing date: December 4, 2019

Direct Ownership	No. of Shares Held
Common Shares	62,984
Options Amended Stock Option Plan 2002	0
Options Stock Option Plan (2004)	34,626
Rights Performance Granted Share Units (cas	180,804
Rights Performance Restricted Share Units (0
Rights Restricted Share Units (cash settled	0
Indirect Ownership	No. of Shares Held
Common Shares	5,000

Quick, Rodney Burton

Relationship as filed with regulators: 5
Latest filing date: January 14, 2019

Direct Ownership	No. of Shares Held
Common Shares	183,840

Raw, Catherine Philippa

Relationship as filed with regulators: 5
Latest filing date: December 4, 2019

Direct Ownership	No. of Shares Held
Common Shares	105,470
Rights Performance Granted Share Units (cas	242,590
Rights Restricted Share Units (cash settled	0

Rich, Darian Kevin

Relationship as filed with regulators: 5
Latest filing date: December 4, 2019

Direct Ownership	No. of Shares Held
Common Shares	96,772
Options Stock Option Plan (2004)	11,112
Rights Performance Granted Share Units (cas	180,804
Rights Performance Restricted Share Units (0
Rights Restricted Share Units (cash settled	0

Indirect Ownership	No. of Shares Held
Common Shares	7,330

Sipos, Katherine

Relationship as filed with regulators: 5
Latest filing date: March 14, 2019

Direct Ownership	No. of Shares Held
Common Shares	-
Rights Performance Granted Share Units (cas	-
Rights Restricted Share Units (cash settled	-

Other Officers' Holdings Summary (cont'd)

Data is based on SEDI filings. Identified former insiders who ceased to be an insider more than a year ago are not shown. Roster may include unidentified former insiders. Charts include identified former insider holdings up to the date they ceased to be an insider. Insiders and their holdings are only included under one insider category. See last page for regulatory insider filing relationship definitions.

Steele, John

Relationship as filed with regulators: 5
Latest filing date: January 11, 2019

Direct Ownership	No. of Shares Held
Common Shares	184,606

Wark, Lois Vaness

Relationship as filed with regulators: 5
Latest filing date: June 28, 2019

Direct Ownership	No. of Shares Held
Common Shares	189,114

Thomson, Kevin James

Relationship as filed with regulators: 5
Latest filing date: December 4, 2019

Direct Ownership	No. of Shares Held
Common Shares	144,343
Rights Performance Granted Share Units (cas	255,792
Rights Restricted Share Units (cash settled	0
Indirect Ownership	No. of Shares Held
Common Shares	10,408

Thornton, John Lawson

Relationship as filed with regulators: 4, 5
Latest filing date: January 3, 2020

Direct Ownership	No. of Shares Held
Common Shares	4,200,219
Rights Deferred Share Units (cash settled)	1,169
Rights Restricted Share Units (cash settled	0
Indirect Ownership	No. of Shares Held
Common Shares	564,350
Control or Direction	No. of Shares Held
Common Shares	240,600

Walker, Gregory Alan Pool

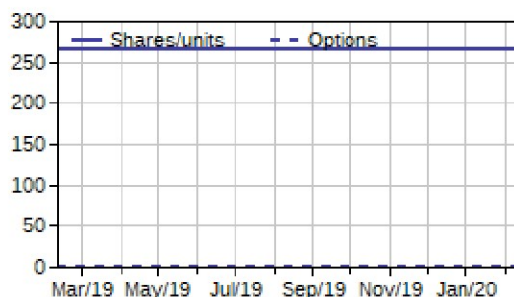
Relationship as filed with regulators: 5
Latest filing date: December 4, 2019

Direct Ownership	No. of Shares Held
Common Shares	61,517
Rights Performance Granted Share Units (cas	139,243
Rights Restricted Share Units (cash settled	0

Directors' Holdings Summary (cont'd)

Data is based on SEDI filings. Identified former insiders who ceased to be an insider more than a year ago are not shown. Roster may include unidentified former insiders. Charts include identified former insider holdings up to the date they ceased to be an insider. Insiders and their holdings are only included under one insider category. See last page for regulatory insider filing relationship definitions.

Directors' Holdings (000's)



Benitez Pereira, Maria Ignacia

Relationship as filed with regulators: 4
Latest filing date: January 2, 2019

Direct Ownership	No. of Shares Held
Rights Deferred Share Units (cash settled)	-

Cisneros, Gustavo Alfredo

Relationship as filed with regulators: 4
Latest filing date: January 3, 2020

Direct Ownership	No. of Shares Held
Common Shares	1,000
Options Amended Stock Option Plan 2002	0
Rights Deferred Share Units (cash settled)	149,602

Coleman, Christopher Lewis

Relationship as filed with regulators: 4
Latest filing date: January 3, 2020

Direct Ownership	No. of Shares Held
Common Shares	121,334
Rights Deferred Share Units (cash settled)	16,644

Evans, John Michael

Relationship as filed with regulators: 4
Latest filing date: January 3, 2020

Direct Ownership	No. of Shares Held
Rights Deferred Share Units (cash settled)	89,892

Greenspun, Brian Lee

Relationship as filed with regulators: 4
Latest filing date: January 3, 2020

Direct Ownership	No. of Shares Held
Rights Deferred Share Units (cash settled)	67,419
Indirect Ownership	No. of Shares Held
Common Shares	31,185

Harvey, Joseph Brett

Relationship as filed with regulators: 4
Latest filing date: January 3, 2020

Direct Ownership	No. of Shares Held
Common Shares	22,675
Rights Deferred Share Units (cash settled)	121,247
Indirect Ownership	No. of Shares Held
Common Shares	6,500

Quinn, Andrew James

Relationship as filed with regulators: 4
Latest filing date: January 3, 2020

Direct Ownership	No. of Shares Held
Common Shares	72,481
Rights Deferred Share Units (cash settled)	16,644

Silva Rojas, Maria Loreto

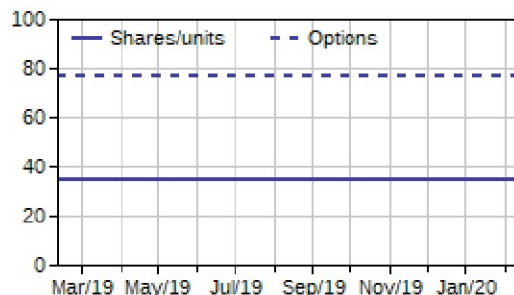
Relationship as filed with regulators: 4
Latest filing date: January 3, 2020

Direct Ownership	No. of Shares Held
Rights Deferred Share Units (cash settled)	3,773

Subsidiary Executives's Holdings Summary (cont'd)

Data is based on SEDI filings. Identified former insiders who ceased to be an insider more than a year ago are not shown. Roster may include unidentified former insiders. Charts include identified former insider holdings up to the date they ceased to be an insider. Insiders and their holdings are only included under one insider category. See last page for regulatory insider filing relationship definitions.

Subsidiary Executives's Holdings (000's)



Davis, Philip Alan

Relationship as filed with regulators: 7
Latest filing date: February 2, 2006

Direct Ownership

Common Shares

Giardini, Tony Serafino

Relationship as filed with regulators: 7
Latest filing date: February 17, 2006

Direct Ownership	No. of Shares Held
Common Shares	0
Options 1987 Stock Option Plan (Placer Dome)	21,461

Ruus, Mark Adrian

Relationship as filed with regulators: 7
Latest filing date: February 16, 2006

Direct Ownership	No. of Shares Held
Common Shares	2,128
Options 1987 Stock Option Plan (Placer Dome)	54,857

van den Brand, Evert

Relationship as filed with regulators: 7
Latest filing date: February 17, 2006

Direct Ownership	No. of Shares Held
Common Shares	25,164
Options 1987 Stock Option Plan (Placer Dome)	497

INK Edge V.I.P. Overview

This section offers a summary of the stock's potential and performance based on our V.I.P. criteria:

1. **Valuations:** how a stock compares to other stocks based on traditional valuation measures including P/E, Price-to-book, price-to-sales and dividend yield.
2. **Insider commitment:** officer and director buying activity, including number of active insiders buying and executive holdings.
3. **Price momentum:** a stock's relative strength over multiple time frames.

Valuations Summary

	ABX	Competitors	Sector	Large Cap	Market Avg.
Price to Book - most recent quarter	1.6	2.1	2.1	2.5	1.7
P/E including extraordinary items - TTM	40.8	20.4	17.1	19.2	19.9
Price to Sales - TTM	3.7	3.8	5.6	3.9	4.1
Price to Cash Flow per share - most recent quarter	9.1	7.9	9.2	10.8	9.1
Enterprise Value to EBITDA	10.5	9.5	11.4	13.6	12.3
Dividend Yield - indicated annual	1.5%	1.5%	2.9%	2.8%	4.3%
Buyback Yield - estimated TTM	-20.6%	-20.6%	-25.1%	-2.0%	-8.2%

TTM: Trailing Twelve Months

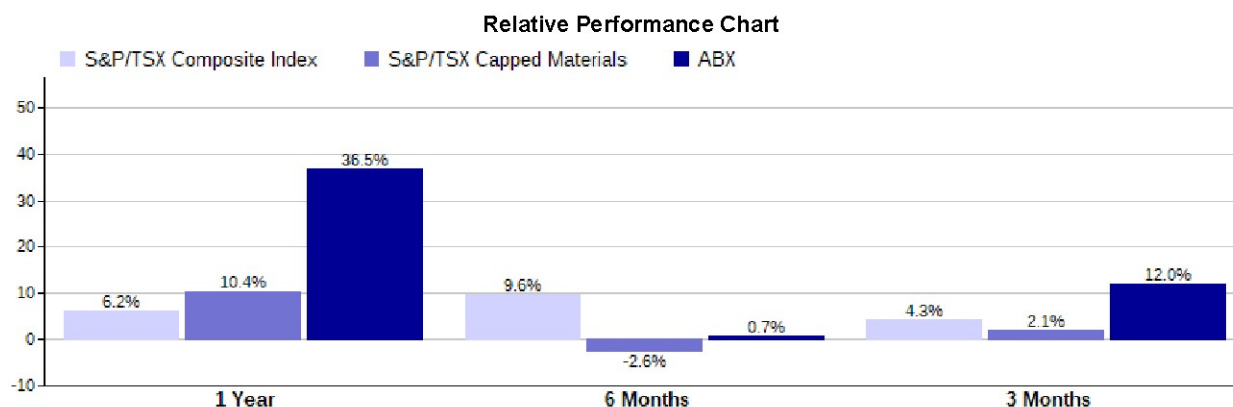
Insider Commitment Summary

Direct and Indirect Equity (Non-derivative) Holdings as % of Shares Outstanding

	February 9, 2020		1 Year Ago		Change	
	Shares Held	% S.O.	Shares Held	% S.O.	Shares Held	% S.O.
Officers & Directors	12,255,275	0.69	12,024,378	0.69	230,897	0.00
All Insiders	12,289,881	0.69	12,058,984	0.69	230,897	0.00

*Includes beneficial holdings of officers, directors and other insiders such as 10% holders.

Price Momentum Summary















INK Edge Outlook

INK Edge Outlook combines the conditions in the 3 VIP categories to assign an overall ranking to a stock. The object is to identify which group of stocks have greatest opportunity or risk over the next year on a portfolio basis.

Stocks are assigned one of 5 rankings. From the most attractive group to least attractive group. INK Edge Outlook overall conditions are:

Sunny (top 10%) | Mostly Sunny (next 20%) | Mixed (middle 40%) | Cloudy (next 70-90%) | Rainy (bottom 10%)

INK Edge Outlook			
CONDITIONS	Latest	6 months ago	1 year ago
Overall	 Mostly Sunny	 Sunny	 Sunny
Value	 Mixed	 Cloudy	 Cloudy
Insiders	 Sun	 Mostly Sunny	 Sunny
Price Direction	 Mixed	 Sunny	 Mostly Sunny

Relative Performance to the INK Canadian Insider Index

The INK Canadian Insider Index includes 50 top ranked INK Edge TSX-listed stocks. The chart below shows how the stock has performed against the Index over the past year.



Similar Companies with relatively attractive INK Edge Outlook Rankings

Stocks in the same industry that have an overall INK Edge Outlook ranking in the sunny or mostly sunny category.

NovaGold Resources Inc. (NG) - Current Outlook: Mostly Sunny

Radisson Mining Resources Inc. (RDS) - Current Outlook: Mostly Sunny

Kinross Gold Corporation (K) - Current Outlook: Mostly Sunny

Leagold Mining Corporation (LMC) - Current Outlook: Sunny

Caledonia Mining Corporation Plc (CAL) - Current Outlook: Sunny

Sample

Regulatory (SEDI) Filing Relationship Definitions

- | | |
|-----------------------------------|---|
| 1 - Issuer | 5 - Senior Officer of Issuer |
| 2 - Subsidiary of Issuer | 6 - Director or Senior officer of 10% Security Holder |
| 3 - 10% Security Holder of Issuer | 7 - Director or Senior Officer of Insider or Subsidiary of Issuer (other than in 4,5,6) |
| 4 - Director of Issuer | 8 - Deemed Insider - 6 Months before becoming Insider |

Sample

Disclaimer: User agrees to only use information contained in this report for the purposes as set out in section 6.2 of COMPANION POLICY 55-102CP TO NATIONAL INSTRUMENT 55-102 of the Canadian Securities Administrators and to comply with all privacy laws. INK provides general information. INK is not an investment advisory service, a financial planner, an investment advisor nor a securities advisor. INK does not purport to tell people, or suggest to people, what they should buy or sell for themselves. Opinions and recommendations contained herein should not be construed as investment advice. Do not assume that any recommendations, insights, charts, theories, or philosophies will ensure profitable investment. Users should always consult with and obtain advice from their professional licensed financial advisor, including their tax advisor, to determine the suitability of any investment. INK recommends that anyone making an investment or trading securities do so with caution. Users should perform full due diligence and investigate any security fully before making an investment or before the execution of a security trade based upon information learned through INK. Investors should obtain annual reports and other company information to complete their own due diligence in any investment. Neither INK nor anyone affiliated with INK is responsible for any investment decision made. INK has made all reasonable efforts to ensure that all information provided is accurate at the time of inclusion; however, there may be inadvertent and occasional errors. INK makes no guarantee of accuracy or completeness. Insider transaction filings are from SEDI®; SEDI® is a registered trade-mark owned by the Alberta Securities Commission. All information and opinion expressed herein is subject to change without notice. INK employees may have an ownership or investment interest in any stock mentioned in this report. Copyright © INK Research Corp. All rights reserved.