

A snap shot of company officer and director insider public-market activity for the past year, recent marker data plus a list of all insider transactions and holdings.



Price and volume charts represent common share or trust unit transactions by company officers and directors reported in SEDI. Information on the charts may not include transactions by insiders of subsidiaries, 10% security holders or other insiders, or trades in other securities such as options or convertible debt.

One Year Public Market Bias

INK Edge Outlook

Company Insiders	Buying	Selling
CEO	None ●	-\$29,197,690 ○
CFO	None ▲	-\$6,837,800 △
Officer	\$1,027,671 ◆	-\$42,266,799 ◇
Director	None ■	None □
Total	\$1,027,671	-\$78,302,289
Net Selling		-\$77,274,618

Cloudy ☁️

CEO and CFO titles of insiders are provided on a reasonable efforts basis, as are the elimination of duplicate filings across multiple accounts in net buying or selling totals. All data presented should be treated as estimates as it is based on insider filings subject to input errors. This report does not constitute a buy or sell recommendation for the security.

Report Tutorial Video: http://www.inkresearch.com/pdf_tutorial/company.html
English»
国语»
粵語»

About INK Research

Through our PDF reports, as well as our alerts, interactive charting and analytical services delivered via www.inkresearch.com, INK provides insider news and knowledge to investors.

For sales and trial subscription information please contact inquiries@inkresearch.com or call us at 604-669-4465 #333.

Latest Filings Over the Past 12 Months - Maximum 600

● / ○ CEO
 ▲ / △ CFO
 ◆ / ◇ OTHER OFFICER
 ■ / □ DIRECTOR
 | / | ISSUER
 + / + 10% HOLDER
 — / = SUBSIDIARY
 EXECUTIVE
 ✳ / ✳ DEEMED INSIDER

I Information that has been adjusted or estimated by INK
 A - Amended filing

Transaction Date	Insider Name	Ownership Type	Nature of Transaction	Security	Price (\$)	Shares/ Units	Account Change*	Account Balance
Apr 4/24	○ Gitzel, Tim Scott	Direct Ownership	Public market sale	Common Shares	67.76	-50,000	-8.6%	532,011
Apr 4/24	● Gitzel, Tim Scott	Direct Ownership	Option exercise	Common Shares	14.70	50,000	9.4%	582,011
Apr 4/24	○ Gitzel, Tim Scott	Direct Ownership	Option exercise	Options	14.70	-50,000	-10.5%	425,400
Apr 3/24	○ Gitzel, Tim Scott	Direct Ownership	Public market sale	Common Shares	66.46 - 66.85	-71,546	-11.9%	532,011
Apr 3/24	● Gitzel, Tim Scott	Direct Ownership	Option exercise	Common Shares	14.70	100,000	19.9%	603,557
Apr 3/24	○ Gitzel, Tim Scott	Direct Ownership	Option exercise	Options	14.70	-100,000	-17.4%	475,400
Apr 3/24	◇ Grychowski, Cherise Marie	Direct Ownership	Public market sale	Common Shares	66.52	-1,000	-22.7%	3,398
Apr 3/24	◇ Mooney, Ronald Liam	Direct Ownership	Public market sale	Common Shares	66.18	-5,000	-17.1%	24,192
Apr 3/24	◆ Mooney, Ronald Liam	Direct Ownership	Option exercise	Common Shares	11.32	5,000	20.7%	29,192
Apr 3/24	◇ Mooney, Ronald Liam	Direct Ownership	Option exercise	Options	11.32	-5,000	-24.3%	15,564
Apr 2/24	◇ Wong, Alice Louise	Direct Ownership	Public market sale	Common Shares	63.70	-67,300	-45.6%	80,270
Apr 2/24	◆ Wong, Alice Louise	Direct Ownership	Public market buy	Common Shares	15.27	67,300	83.8%	147,570
Apr 2/24	◇ Wong, Alice Louise	Direct Ownership	Option exercise	Options	15.27	-67,300	-100.0%	0
Apr 1/24	○ Gitzel, Tim Scott	Direct Ownership	Public market sale	Common Shares	61.65 - 62.30	-106,721	-17.5%	503,557
Apr 1/24	● Gitzel, Tim Scott	Direct Ownership	Option exercise	Common Shares	14.70	134,500	28.3%	610,278
Apr 1/24	○ Gitzel, Tim Scott	Direct Ownership	Option exercise	Options	14.70	-134,500	-18.9%	575,400
Apr 1/24	◇ Gorsalitz, Caroline Marie	Direct Ownership	Public market sale	Common Shares	63.55 - 63.58	-6,392	-100.0%	0
Apr 1/24	◇ McNally-Power, Lynn Debra	Direct Ownership	Public market sale	Common Shares	63.00	-17,890	-62.1%	10,926
Apr 1/24	◆ McNally-Power, Lynn Debra	Direct Ownership	Option exercise	Common Shares	15.27	17,890	> 100%	28,816
Apr 1/24	◇ McNally-Power, Lynn Debra	Direct Ownership	Option exercise	Options	15.27	-17,890	-100.0%	0
Apr 1/24	◇ Quinn, Sean Anthony	Direct Ownership	Public market sale	Common Shares	63.25	-50,000	-41.8%	69,554
Apr 1/24	◆ Quinn, Sean Anthony	Direct Ownership	Option exercise	Common Shares	14.70	50,000	71.9%	119,554
Apr 1/24	◇ Quinn, Sean Anthony	Direct Ownership	Option exercise	Options	14.70	-50,000	-26.9%	136,100
Mar 28/24	■ Camus, Daniel Robert	Direct Ownership	Rights granted	Rights Deferred Share Units	0.00	268	0.3%	93,577
Mar 28/24	■ Cook-Searson, Tammy Miriam	Direct Ownership	Rights granted	Rights Deferred Share Units	0.00	832	77.0%	1,913
Mar 28/24	■ Gowans, James Kitchener	Direct Ownership	Rights granted	Rights Deferred Share Units	0.00	263	0.3%	93,021
Mar 28/24	■ Kayne, Don	Direct Ownership	Rights granted	Rights Deferred Share Units	0.00	1,050	1.0%	109,701
Mar 28/24	■ Minière, Dominique Christop...	Direct Ownership	Rights granted	Rights Deferred Share Units	0.00	769	80.0%	1,730
Mar 28/24	■ van Leeuwen-Atkins, Leontine	Direct Ownership	Rights granted	Rights Deferred Share Units	0.00	488	3.3%	15,149
Mar 25/24	◆ Rowson, Lloyd James	Direct Ownership	Opening report	Common Shares	0.00	3,931	n/a	3,931
Mar 25/24	◆ Rowson, Lloyd James	Direct Ownership	Opening report	Rights Restricted Share Units	0.00	3,734	n/a	3,734

Transaction Date	Insider Name	Ownership Type	Nature of Transaction	Security	Price (\$)	Shares/ Units	Account Change*	Account Balance
Mar 1/24	☐ Bopp, Markus Rolf	Direct Ownership	Exercise for cash	Rights Phantom Restricted Share Units	19.97 - 37.30	-4,305	-41.9%	5,960
Mar 1/24	■ Bopp, Markus Rolf	Direct Ownership	Rights granted	Rights Phantom Restricted Share Units	0.00	2,522	32.6%	10,265
Mar 1/24	◆ Bryngelson, Dylan Sean	Direct Ownership	Rights exercise	Common Shares	19.97 - 31.17	318	> 100%	366
Mar 1/24	◇ Bryngelson, Dylan Sean	Direct Ownership	Rights exercise	Rights Restricted Share Units	19.97 - 31.17	-585	-11.0%	4,730
Mar 1/24	◆ Bryngelson, Dylan Sean	Direct Ownership	Rights granted	Rights Restricted Share Units	0.00	1,670	45.8%	5,315
Mar 1/24	◆ Bryngelson, Dylan Sean	Direct Ownership	Rights granted	Rights Performance Share Units	0.00	2,500	70.7%	6,037
Mar 1/24	◇ Clark, Dale Robert	Direct Ownership	Rights exercise	Rights Performance Share Units	19.97	-8,586	-37.8%	14,142
Mar 1/24	◇ Clark, Dale Robert	Direct Ownership	Exercise for cash	Common Shares	57.32	-5,882	-36.1%	10,404
Mar 1/24	◆ Clark, Dale Robert	Direct Ownership	▲ Rights exercise	Common Shares	19.97	5,882	56.5%	16,286
Mar 1/24	◇ Clark, Dale Robert	Direct Ownership	Rights exercise	Rights Restricted Share Units	57.32	-5,720	-36.2%	10,091
Mar 1/24	◆ Clark, Dale Robert	Direct Ownership	Rights granted	Rights Restricted Share Units	0.00	2,350	17.5%	15,811
Mar 1/24	◆ Clark, Dale Robert	Direct Ownership	Rights granted	Rights Performance Share Units	0.00	3,520	18.3%	22,728
Mar 1/24	◇ Doerksen, David Fehr	Direct Ownership	Rights exercise	Rights Performance Share Units	19.97	-8,283	-37.9%	13,582
Mar 1/24	◇ Doerksen, David Fehr	Direct Ownership	Exercise for cash	Common Shares	57.32	-6,411	-48.4%	6,838
Mar 1/24	◆ Doerksen, David Fehr	Direct Ownership	Rights exercise	Common Shares	19.97	6,411	> 100%	10,352
Mar 1/24	◇ Doerksen, David Fehr	Direct Ownership	Rights exercise	Rights Restricted Share Units	19.97	-5,519	-36.3%	9,678
Mar 1/24	◆ Doerksen, David Fehr	Direct Ownership	Rights granted	Rights Restricted Share Units	0.00	2,250	17.4%	15,197
Mar 1/24	◆ Doerksen, David Fehr	Direct Ownership	Rights granted	Rights Performance Share Units	0.00	3,370	18.2%	21,865
Mar 1/24	◇ Girard, Rachelle Spring	Direct Ownership	Rights exercise	Rights Performance Share Units	19.97	-6,528	-35.3%	11,947
Mar 1/24	◇ Girard, Rachelle Spring	Direct Ownership	Exercise for cash	Common Shares	57.32	-5,052	-36.2%	8,889
Mar 1/24	◆ Girard, Rachelle Spring	Direct Ownership	Rights exercise	Common Shares	19.97	5,052	76.5%	11,658
Mar 1/24	◇ Girard, Rachelle Spring	Direct Ownership	Rights exercise	Rights Restricted Share Units	19.97	-4,348	-33.8%	8,525
Mar 1/24	◆ Girard, Rachelle Spring	Direct Ownership	Rights granted	Rights Restricted Share Units	0.00	1,980	18.2%	12,873
Mar 1/24	◆ Girard, Rachelle Spring	Direct Ownership	Rights granted	Rights Performance Share Units	0.00	2,960	19.1%	18,475
Mar 1/24	○ Gitzel, Tim Scott	Direct Ownership	Rights exercise	Rights Performance Share Units	19.97	-117,385	-37.7%	194,142
Mar 1/24	○ Gitzel, Tim Scott	Direct Ownership	Exercise for cash	Common Shares	57.32	-90,871	-16.0%	475,778
Mar 1/24	● Gitzel, Tim Scott	Direct Ownership	Rights exercise	Common Shares	19.97	90,871	20.9%	525,573
Mar 1/24	○ Gitzel, Tim Scott	Direct Ownership	Rights exercise	Rights Restricted Share Units	19.97	-78,240	-37.7%	129,445
Mar 1/24	● Gitzel, Tim Scott	Direct Ownership	Rights granted	Rights Restricted Share Units	0.00	31,450	17.8%	207,685
Mar 1/24	● Gitzel, Tim Scott	Direct Ownership	Rights granted	Rights Performance Share Units	0.00	47,200	17.9%	311,527

Transaction Date	Insider Name	Ownership Type	Nature of Transaction	Security	Price (\$)	Shares/Units	Account Change*	Account Balance
Mar 1/24	◊ Gorsalitz, Caroline Marie	Direct Ownership	Rights exercise	Rights Performance Share Units	19.97	-8,253	-37.9%	13,541
Mar 1/24	◆ Gorsalitz, Caroline Marie	Direct Ownership	Rights exercise	Common Shares	19.97	6,392	> 100%	6,392
Mar 1/24	◊ Gorsalitz, Caroline Marie	Direct Ownership	Rights exercise	Rights Restricted Share Units	19.97	-5,508	-36.2%	9,699
Mar 1/24	◆ Gorsalitz, Caroline Marie	Direct Ownership	Rights granted	Rights Restricted Share Units	0.00	2,240	17.3%	15,207
Mar 1/24	◆ Gorsalitz, Caroline Marie	Direct Ownership	Rights granted	Rights Performance Share Units	0.00	3,360	18.2%	21,794
Mar 1/24	◆ Grychowski, Cherise Marie	Direct Ownership	Rights exercise	Common Shares	19.97 - 31.17	365	9.1%	4,398
Mar 1/24	◊ Grychowski, Cherise Marie	Direct Ownership	Rights exercise	Rights Restricted Share Units	19.97 - 31.17	-663	-11.9%	4,931
Mar 1/24	◆ Grychowski, Cherise Marie	Direct Ownership	Rights granted	Rights Restricted Share Units	0.00	1,730	44.8%	5,594
Mar 1/24	◆ Grychowski, Cherise Marie	Direct Ownership	Rights granted	Rights Performance Share Units	0.00	2,600	70.7%	6,277
Mar 1/24	◆ Hipperson, Leah	Direct Ownership	Rights granted	Rights Restricted Share Units	0.00	1,670	54.9%	4,710
Mar 1/24	◆ Hipperson, Leah	Direct Ownership	▲ Rights granted	Rights Performance Share Units	0.00	2,500	71.1%	6,017
Mar 1/24	◆ Hipperson, Leah	Direct Ownership	Rights exercise	Common Shares	19.97 - 31.17	317	> 100%	410
Mar 1/24	◊ Hipperson, Leah	Direct Ownership	Rights exercise	Rights Restricted Share Units	19.97 - 31.17	-585	-16.1%	3,040
Mar 1/24	◊ Huntington, Jonathan	Direct Ownership	▲ Rights exercise	Rights Performance Share Units	19.97	-6,528	-35.4%	11,917
Mar 1/24	◆ Huntington, Jonathan	Direct Ownership	Rights exercise	Common Shares	19.97	5,050	80.0%	11,361
Mar 1/24	◊ Huntington, Jonathan	Direct Ownership	Rights exercise	Rights Restricted Share Units	19.97	-4,348	-33.9%	8,495
Mar 1/24	◆ Huntington, Jonathan	Direct Ownership	Rights granted	Rights Restricted Share Units	0.00	1,970	18.1%	12,843
Mar 1/24	◆ Huntington, Jonathan	Direct Ownership	▲ Rights granted	Rights Performance Share Units	0.00	2,960	19.1%	18,445
Mar 1/24	▲ Isaac, Grant Everett	Direct Ownership	Rights exercise	Rights Performance Share Units	19.97	-44,442	-34.3%	85,231
Mar 1/24	▲ Isaac, Grant Everett	Direct Ownership	▲ Exercise for cash	Common Shares	57.32	-34,399	-28.3%	87,185
Mar 1/24	▲ Isaac, Grant Everett	Direct Ownership	▲ Rights exercise	Common Shares	19.97	34,399	48.0%	106,038
Mar 1/24	▲ Isaac, Grant Everett	Direct Ownership	Rights exercise	Rights Restricted Share Units	19.97	-29,611	-34.2%	56,856
Mar 1/24	▲ Isaac, Grant Everett	Direct Ownership	Rights granted	Rights Restricted Share Units	0.00	16,650	23.8%	86,467
Mar 1/24	▲ Isaac, Grant Everett	Direct Ownership	Rights granted	Rights Performance Share Units	0.00	25,000	23.9%	129,673
Mar 1/24	■ Johnson, Jill Amanda	Direct Ownership	Rights exercise	Common Shares	19.97 - 37.30	1,876	33.5%	7,482
Mar 1/24	■ Johnson, Jill Amanda	Direct Ownership	Rights exercise	Rights Restricted Share Units	19.97 - 37.30	-3,359	-40.4%	4,957
Mar 1/24	■ Johnson, Jill Amanda	Direct Ownership	Rights granted	Rights Restricted Share Units	0.00	1,741	26.5%	8,316
Mar 1/24	◆ Kieran, Dominic John	Direct Ownership	Rights granted	Rights Restricted Share Units	0.00	9,150	> 100%	9,150
Mar 1/24	◆ Kieran, Dominic John	Direct Ownership	Rights granted	Rights Performance Share Units	0.00	13,750	> 100%	13,750
Mar 1/24	◊ Leach, Mark Sean	Direct Ownership	▲ Rights exercise	Rights Performance Share Units	19.97	-7,789	-37.3%	13,091

Transaction Date	Insider Name	Ownership Type	Nature of Transaction	Security	Price (\$)	Shares/Units	Account Change*	Account Balance
Mar 1/24	◊ Leach, Mark Sean	Direct Ownership	▲ Exercise for cash	Common Shares	57.32	-3,304	-10.2%	29,133
Mar 1/24	◆ Leach, Mark Sean	Direct Ownership	Rights exercise	Common Shares	19.97	6,027	22.8%	32,437
Mar 1/24	◊ Leach, Mark Sean	Direct Ownership	Rights exercise	Rights Restricted Share Units	19.97	-5,185	-35.7%	9,329
Mar 1/24	◆ Leach, Mark Sean	Direct Ownership	Rights granted	Rights Restricted Share Units	0.00	2,170	17.6%	14,514
Mar 1/24	◆ Leach, Mark Sean	Direct Ownership	Rights granted	Rights Performance Share Units	0.00	3,260	18.5%	20,880
Mar 1/24	◊ McHardy, Scott	Direct Ownership	Rights exercise	Rights Performance Share Units	19.97	-7,637	-37.7%	12,609
Mar 1/24	◆ McHardy, Scott	Direct Ownership	Rights exercise	Common Shares	19.97	5,914	21.9%	32,939
Mar 1/24	◊ McHardy, Scott	Direct Ownership	Rights exercise	Rights Restricted Share Units	19.97	-5,094	-36.2%	8,978
Mar 1/24	◆ McHardy, Scott	Direct Ownership	Rights granted	Rights Restricted Share Units	0.00	2,090	17.4%	14,072
Mar 1/24	◆ McHardy, Scott	Direct Ownership	Rights granted	Rights Performance Share Units	0.00	3,140	18.4%	20,246
Mar 1/24	◊ McNally-Power, Lynn Debra	Direct Ownership	▲ Rights exercise	Rights Performance Share Units	19.97	-7,637	-37.9%	12,528
Mar 1/24	◊ McNally-Power, Lynn Debra	Direct Ownership	▲ Exercise for cash	Common Shares	57.32	-5,915	-35.1%	10,926
Mar 1/24	◆ McNally-Power, Lynn Debra	Direct Ownership	▲ Rights exercise	Common Shares	19.97	5,915	71.7%	14,166
Mar 1/24	◊ McNally-Power, Lynn Debra	Direct Ownership	Rights exercise	Rights Restricted Share Units	19.97	-5,095	-36.3%	8,927
Mar 1/24	◆ McNally-Power, Lynn Debra	Direct Ownership	Rights granted	Rights Restricted Share Units	0.00	2,070	17.3%	14,022
Mar 1/24	◆ McNally-Power, Lynn Debra	Direct Ownership	Rights granted	Rights Performance Share Units	0.00	3,110	18.2%	20,165
Mar 1/24	◊ Mooney, Ronald Liam	Direct Ownership	Rights exercise	Rights Performance Share Units	19.97	-8,253	-37.9%	13,541
Mar 1/24	◆ Mooney, Ronald Liam	Direct Ownership	Rights exercise	Common Shares	19.97	6,392	35.9%	24,192
Mar 1/24	◊ Mooney, Ronald Liam	Direct Ownership	Exercise for cash	Common Shares	57.32	-2,892	-12.3%	20,692
Mar 1/24	◊ Mooney, Ronald Liam	Direct Ownership	Rights exercise	Rights Restricted Share Units	19.97	-5,509	-36.2%	9,698
Mar 1/24	◆ Mooney, Ronald Liam	Direct Ownership	Rights granted	Rights Restricted Share Units	0.00	2,240	17.3%	15,207
Mar 1/24	◆ Mooney, Ronald Liam	Direct Ownership	Rights granted	Rights Performance Share Units	0.00	3,360	18.2%	21,794
Mar 1/24	◊ Quinn, Sean Anthony	Direct Ownership	▲ Rights exercise	Rights Performance Share Units	19.97	-27,795	-36.1%	49,292
Mar 1/24	◊ Quinn, Sean Anthony	Direct Ownership	Exercise for cash	Common Shares	57.32	-11,791	-14.5%	69,554
Mar 1/24	◆ Quinn, Sean Anthony	Direct Ownership	Rights exercise	Common Shares	19.97	21,511	36.0%	81,345
Mar 1/24	◊ Quinn, Sean Anthony	Direct Ownership	Rights exercise	Rights Restricted Share Units	19.97	-18,513	-36.0%	32,844
Mar 1/24	◆ Quinn, Sean Anthony	Direct Ownership	Rights granted	Rights Restricted Share Units	0.00	9,800	23.6%	51,357
Mar 1/24	◆ Quinn, Sean Anthony	Direct Ownership	Rights granted	Rights Performance Share Units	0.00	14,700	23.6%	77,087
Mar 1/24	◊ Reilly, Brian Arthur	Direct Ownership	Rights exercise	Rights Performance Share Units	19.97	-34,252	-37.7%	56,673
Mar 1/24	◊ Reilly, Brian Arthur	Direct Ownership	Exercise for cash	Common Shares	57.32	-26,527	-48.7%	27,961
Mar 1/24	◆ Reilly, Brian Arthur	Direct Ownership	Rights exercise	Common Shares	19.97	26,527	> 100%	42,491
Mar 1/24	◊ Reilly, Brian Arthur	Direct Ownership	Rights exercise	Rights Restricted Share Units	19.97	-22,852	-37.7%	37,814

Transaction Date	Insider Name	Ownership Type	Nature of Transaction	Security	Price (\$)	Shares/ Units	Account Change*	Account Balance
Mar 1/24	◆ Reilly, Brian Arthur	Direct Ownership	Rights granted	Rights Restricted Share Units	0.00	9,400	18.3%	60,666
Mar 1/24	◆ Reilly, Brian Arthur	Direct Ownership	Rights granted	Rights Performance Share Units	0.00	14,050	18.3%	90,925
Mar 1/24	◇ Shockey, Heidi Lynn	Direct Ownership	▲ Rights exercise	Rights Performance Share Units	19.97	-8,313	-23.3%	27,399
Mar 1/24	◇ Shockey, Heidi Lynn	Direct Ownership	Exercise for cash	Common Shares	57.32	-6,435	-40.9%	9,283
Mar 1/24	◆ Shockey, Heidi Lynn	Direct Ownership	Rights exercise	Common Shares	19.97	6,435	> 100%	12,810
Mar 1/24	◇ Shockey, Heidi Lynn	Direct Ownership	Rights exercise	Rights Restricted Share Units	19.97	-5,539	-23.3%	18,259
Mar 1/24	◆ Shockey, Heidi Lynn	Direct Ownership	Rights granted	Rights Restricted Share Units	0.00	6,000	33.7%	23,798
Mar 1/24	◆ Shockey, Heidi Lynn	Direct Ownership	Rights granted	Rights Performance Share Units	0.00	9,050	33.9%	35,712
Mar 1/24	◇ Thorne, Andrew Miles	Direct Ownership	Rights exercise	Rights Performance Share Units	19.97	-9,161	-37.9%	15,026
Mar 1/24	◆ Thorne, Andrew Miles	Direct Ownership	Rights exercise	Common Shares	19.97	7,096	17.1%	48,653
Mar 1/24	◇ Thorne, Andrew Miles	Direct Ownership	▲ Rights exercise	Rights Restricted Share Units	19.97	-6,113	-36.3%	10,723
Mar 1/24	◆ Thorne, Andrew Miles	Direct Ownership	Rights granted	Rights Restricted Share Units	0.00	2,490	17.4%	16,836
Mar 1/24	◆ Thorne, Andrew Miles	Direct Ownership	Rights granted	Rights Performance Share Units	0.00	3,730	18.2%	24,187
Mar 1/24	◇ Wong, Alice Louise	Direct Ownership	Rights exercise	Rights Performance Share Units	19.97	-28,754	-37.7%	47,546
Mar 1/24	◇ Wong, Alice Louise	Direct Ownership	Exercise for cash	Common Shares	57.32	-22,262	-21.7%	80,270
Mar 1/24	◆ Wong, Alice Louise	Direct Ownership	Rights exercise	Common Shares	19.97	22,262	31.7%	92,468
Mar 1/24	◇ Wong, Alice Louise	Direct Ownership	Rights exercise	Rights Restricted Share Units	19.97	-19,169	-37.7%	31,696
Mar 1/24	◆ Wong, Alice Louise	Direct Ownership	Rights granted	Rights Restricted Share Units	0.00	7,850	18.2%	50,865
Mar 1/24	◆ Wong, Alice Louise	Direct Ownership	Rights granted	Rights Performance Share Units	0.00	11,800	18.3%	76,300
Feb 28/24	○ Gitzel, Tim Scott	Direct Ownership	Public market sale	Common Shares	55.14	-14,815	-3.0%	475,778
Feb 28/24	● Gitzel, Tim Scott	Direct Ownership	Option exercise	Common Shares	16.38	30,000	6.5%	490,593
Feb 28/24	○ Gitzel, Tim Scott	Direct Ownership	Option exercise	Options	16.38	-30,000	-4.1%	709,900
Feb 20/24	◇ Huntington, Jonathan	Direct Ownership	Public market sale	Common Shares	54.77	-12,333	-66.1%	6,311
Dec 31/23	◆ Bryngelson, Dylan Sean	Direct Ownership	Buy under company plan	Common Shares	42.86	23	92.0%	48
Dec 31/23	◆ Clark, Dale Robert	Direct Ownership	Buy under company plan	Common Shares	60.08	4	0.0%	10,404
Dec 31/23	◆ Girard, Rachelle Spring	Direct Ownership	Buy under company plan	Common Shares	60.08	13	0.1%	8,889
Dec 31/23	◆ Grychowski, Cherise Marie	Direct Ownership	Buy under company plan	Common Shares	38.90	13	0.3%	4,033
Dec 31/23	◆ Hipperson, Leah	Direct Ownership	Buy under company plan	Common Shares	36.95	10	12.0%	93
Dec 31/23	◆ Huntington, Jonathan	Direct Ownership	Buy under company plan	Common Shares	60.08	1	0.0%	18,644
Dec 31/23	■ Johnson, Jill Amanda	Direct Ownership	Buy under company plan	Common Shares	43.01 - 43.60	389	7.5%	5,606
Dec 31/23	◆ McHardy, Scott	Direct Ownership	Buy under company plan	Common Shares	60.08	1	0.0%	27,025
Dec 31/23	◆ McNally-Power, Lynn Debra	Direct Ownership	▲ Buy under company plan	Common Shares	60.08	6	0.1%	10,926
Dec 31/23	◆ Reilly, Brian Arthur	Direct Ownership	Buy under company plan	Common Shares	60.08	1	0.0%	27,961

Transaction Date	Insider Name	Ownership Type	Nature of Transaction	Security	Price (\$)	Shares/ Units	Account Change*	Account Balance
Dec 31/23	◆ Shockey, Heidi Lynn	Direct Ownership	Buy under company plan	Common Shares	60.08	2	0.0%	9,283
Dec 31/23	◆ Thorne, Andrew Miles	Direct Ownership	Buy under company plan	Common Shares	60.08	2	0.0%	41,557
Dec 22/23	■ Camus, Daniel Robert	Direct Ownership	Rights granted	Rights Deferred Share Units	0.00	422	0.5%	93,309
Dec 22/23	■ Cook-Searson, Tammy Miriam	Direct Ownership	Rights granted	Rights Deferred Share Units	0.00	791	> 100%	1,081
Dec 22/23	■ Deranger, Donald Hearl Felix	Direct Ownership	Rights granted	Rights Deferred Share Units	0.00	148	0.2%	76,227
Dec 22/23	■ Gignac, Catherine	Direct Ownership	Rights granted	Rights Deferred Share Units	0.00	72	0.2%	37,048
Dec 22/23	■ Gowans, James Kitchener	Direct Ownership	Rights granted	Rights Deferred Share Units	0.00	423	0.5%	92,758
Dec 22/23	■ Jackson, Kathryn	Direct Ownership	Rights granted	Rights Deferred Share Units	0.00	82	0.2%	42,326
Dec 22/23	■ Kayne, Don	Direct Ownership	Rights granted	Rights Deferred Share Units	0.00	1,154	1.1%	108,651
Dec 22/23	■ Minière, Dominique Christophe...	Direct Ownership	Rights granted	Rights Deferred Share Units	0.00	698	> 100%	961
Dec 22/23	■ van Leeuwen-Atkins, Leontine	Direct Ownership	Rights granted	Rights Deferred Share Units	0.00	520	3.7%	14,661
Dec 15/23	■ Bopp, Markus Rolf	Direct Ownership	Buy under company plan	Rights Phantom Restricted Share Units	0.00	15	0.2%	7,743
Dec 15/23	◆ Breker, Jeremy Andrew	Direct Ownership	Buy under company plan	Rights Restricted Share Units	0.00	24	0.2%	12,634
Dec 15/23	◆ Breker, Jeremy Andrew	Direct Ownership	Buy under company plan	Rights Performance Share Units	0.00	34	0.2%	18,011
Dec 15/23	◆ Bryngelson, Dylan Sean	Direct Ownership	Buy under company plan	Rights Restricted Share Units	0.00	7	0.2%	3,645
Dec 15/23	◆ Bryngelson, Dylan Sean	Direct Ownership	Buy under company plan	Rights Performance Share Units	0.00	7	0.2%	3,537
Dec 15/23	◆ Clark, Dale Robert	Direct Ownership	Buy under company plan	Rights Restricted Share Units	0.00	26	0.2%	13,461
Dec 15/23	◆ Clark, Dale Robert	Direct Ownership	Buy under company plan	Rights Performance Share Units	0.00	38	0.2%	19,208
Dec 15/23	◆ Doerksen, David Fehr	Direct Ownership	Buy under company plan	Rights Restricted Share Units	0.00	25	0.2%	12,947
Dec 15/23	◆ Doerksen, David Fehr	Direct Ownership	Buy under company plan	Rights Performance Share Units	0.00	36	0.2%	18,495
Dec 15/23	◆ Girard, Rachelle Spring	Direct Ownership	Buy under company plan	Rights Restricted Share Units	0.00	20	0.2%	10,893
Dec 15/23	◆ Girard, Rachelle Spring	Direct Ownership	Buy under company plan	Rights Performance Share Units	0.00	30	0.2%	15,515
Dec 15/23	● Gitzel, Tim Scott	Direct Ownership	Buy under company plan	Rights Restricted Share Units	0.00	341	0.2%	176,235
Dec 15/23	● Gitzel, Tim Scott	Direct Ownership	Buy under company plan	Rights Performance Share Units	0.00	511	0.2%	264,327
Dec 15/23	◆ Gorsalitz, Caroline Marie	Direct Ownership	Buy under company plan	Rights Restricted Share Units	0.00	25	0.2%	12,967
Dec 15/23	◆ Gorsalitz, Caroline Marie	Direct Ownership	Buy under company plan	Rights Performance Share Units	0.00	35	0.2%	18,434
Dec 15/23	◆ Grychowski, Cherise Marie	Direct Ownership	Buy under company plan	Rights Restricted Share Units	0.00	8	0.2%	3,864
Dec 15/23	◆ Grychowski, Cherise Marie	Direct Ownership	Buy under company plan	Rights Performance Share Units	0.00	7	0.2%	3,677

Transaction Date	Insider Name	Ownership Type	Nature of Transaction	Security	Price (\$)	Shares/ Units	Account Change*	Account Balance
Dec 15/23	◆ Hipperson, Leah	Direct Ownership	Buy under company plan	Rights Restricted Share Units	0.00	7	0.2%	3,625
Dec 15/23	◆ Hipperson, Leah	Direct Ownership	Buy under company plan	Rights Performance Share Units	0.00	7	0.2%	3,517
Dec 15/23	◆ Huntington, Jonathan	Direct Ownership	Buy under company plan	Rights Restricted Share Units	0.00	20	0.2%	10,873
Dec 15/23	◆ Huntington, Jonathan	Direct Ownership	Buy under company plan	Rights Performance Share Units	0.00	30	0.2%	15,485
Dec 15/23	▲ Isaac, Grant Everett	Direct Ownership	Buy under company plan	Rights Restricted Share Units	0.00	135	0.2%	69,817
Dec 15/23	▲ Isaac, Grant Everett	Direct Ownership	Buy under company plan	Rights Performance Share Units	0.00	202	0.2%	104,673
Dec 15/23	◆ Leach, Mark Sean	Direct Ownership	Buy under company plan	Rights Restricted Share Units	0.00	24	0.2%	12,344
Dec 15/23	◆ Leach, Mark Sean	Direct Ownership	Buy under company plan	Rights Performance Share Units	0.00	34	0.2%	17,620
Dec 15/23	◆ McHardy, Scott	Direct Ownership	Buy under company plan	Rights Restricted Share Units	0.00	23	0.2%	11,982
Dec 15/23	◆ McHardy, Scott	Direct Ownership	Buy under company plan	Rights Performance Share Units	0.00	34	0.2%	17,106
Dec 15/23	◆ McNally-Power, Lynn Debra	Direct Ownership	Buy under company plan	Rights Restricted Share Units	0.00	23	0.2%	11,952
Dec 15/23	◆ McNally-Power, Lynn Debra	Direct Ownership	Buy under company plan	Rights Performance Share Units	0.00	33	0.2%	17,055
Dec 15/23	◆ Mooney, Ronald Liam	Direct Ownership	Buy under company plan	Rights Restricted Share Units	0.00	25	0.2%	12,967
Dec 15/23	◆ Mooney, Ronald Liam	Direct Ownership	Buy under company plan	Rights Performance Share Units	0.00	35	0.2%	18,434
Dec 15/23	◆ Quinn, Sean Anthony	Direct Ownership	Buy under company plan	Rights Restricted Share Units	0.00	81	0.2%	41,557
Dec 15/23	◆ Quinn, Sean Anthony	Direct Ownership	Buy under company plan	Rights Performance Share Units	0.00	120	0.2%	62,387
Dec 15/23	◆ Reilly, Brian Arthur	Direct Ownership	Buy under company plan	Rights Restricted Share Units	0.00	99	0.2%	51,266
Dec 15/23	◆ Reilly, Brian Arthur	Direct Ownership	Buy under company plan	Rights Performance Share Units	0.00	149	0.2%	76,875
Dec 15/23	◆ Shockey, Heidi Lynn	Direct Ownership	Buy under company plan	Rights Restricted Share Units	0.00	35	0.2%	17,798
Dec 15/23	◆ Shockey, Heidi Lynn	Direct Ownership	Buy under company plan	Rights Performance Share Units	0.00	52	0.2%	26,662
Dec 15/23	◆ Thorne, Andrew Miles	Direct Ownership	Buy under company plan	Rights Restricted Share Units	0.00	28	0.2%	14,346
Dec 15/23	◆ Thorne, Andrew Miles	Direct Ownership	Buy under company plan	Rights Performance Share Units	0.00	40	0.2%	20,457
Dec 15/23	◆ Wong, Alice Louise	Direct Ownership	Buy under company plan	Rights Restricted Share Units	0.00	83	0.2%	43,015
Dec 15/23	◆ Wong, Alice Louise	Direct Ownership	Buy under company plan	Rights Performance Share Units	0.00	126	0.2%	64,500
Dec 11/23	◇ McHardy, Scott	Direct Ownership	Public market sale	Common Shares	61.50	-23,880	-46.9%	27,024
Dec 11/23	◆ McHardy, Scott	Direct Ownership	Option exercise	Common Shares	14.70	23,880	88.4%	50,904
Dec 11/23	◇ McHardy, Scott	Direct Ownership	Option exercise	Options	14.70	-23,880	-46.9%	27,090
Dec 5/23	◇ Leach, Mark Sean	Direct Ownership	Public market sale	Common Shares	62.16	-45,490	-63.3%	26,410
Dec 5/23	◆ Leach, Mark Sean	Direct Ownership	Option exercise	Common Shares	11.32 - 15.27	45,490	> 100%	71,900
Dec 5/23	◇ Leach, Mark Sean	Direct Ownership	Option exercise	Options	11.32 - 15.27	-45,490	-100.0%	0
Dec 4/23	◇ Hipperson, Leah	Direct Ownership	Public market sale	Common Shares	62.73 - 62.74	-837	-91.0%	83

Transaction Date	Insider Name	Ownership Type	Nature of Transaction	Security	Price (\$)	Shares/Units	Account Change*	Account Balance
Dec 1/23	◊ Wong, Alice Louise	Direct Ownership	Public market sale	Common Shares	61.72	-56,200	-41.2%	80,270
Dec 1/23	◆ Wong, Alice Louise	Direct Ownership	Option exercise	Common Shares	14.70	56,200	70.0%	136,470
Dec 1/23	◊ Wong, Alice Louise	Direct Ownership	Option exercise	Options	14.70	-56,200	-45.5%	67,300
Nov 30/23	◊ Reilly, Brian Arthur	Direct Ownership	Public market sale	Common Shares	62.43	-22,500	-44.6%	27,960
Nov 30/23	◆ Reilly, Brian Arthur	Direct Ownership	Option exercise	Common Shares	15.27	22,500	80.5%	50,460
Nov 30/23	◊ Reilly, Brian Arthur	Direct Ownership	Option exercise	Options	15.27	-22,500	-28.6%	56,250
Nov 22/23	○ Gitzel, Tim Scott	Direct Ownership	Private sale	Common Shares	61.19	-20,000	-4.2%	460,593
Nov 20/23	● Gitzel, Tim Scott	Direct Ownership	Option exercise	Common Shares	16.38	45,000	10.3%	480,593
Nov 20/23	○ Gitzel, Tim Scott	Direct Ownership	Option exercise	Options	16.38	-45,000	-5.7%	739,900
Nov 20/23	○ Gitzel, Tim Scott	Direct Ownership	Public market sale	Common Shares	62.25	-25,000	-5.1%	460,593
Nov 20/23	◊ Mooney, Ronald Liam	Direct Ownership	Public market sale	Common Shares	61.37	-1,000	-4.6%	20,692
Nov 20/23	◆ Mooney, Ronald Liam	Direct Ownership	Option exercise	Common Shares	11.32	1,000	4.8%	21,692
Nov 20/23	◊ Mooney, Ronald Liam	Direct Ownership	Option exercise	Options	11.32	-1,000	-4.6%	20,564
Nov 17/23	○ Gitzel, Tim Scott	Direct Ownership	Public market sale	Common Shares	61.44	-25,000	-5.1%	460,593
Nov 17/23	● Gitzel, Tim Scott	Direct Ownership	Option exercise	Common Shares	16.38	25,000	5.4%	485,593
Nov 17/23	○ Gitzel, Tim Scott	Direct Ownership	Option exercise	Options	16.38	-25,000	-3.1%	784,900
Nov 17/23	◊ Grychowski, Cherise Marie	Direct Ownership	Public market sale	Common Shares	61.00	-3,536	-46.8%	4,020
Nov 17/23	◊ Mooney, Ronald Liam	Direct Ownership	Public market sale	Common Shares	61.30	-3,000	-12.7%	20,692
Nov 17/23	◆ Mooney, Ronald Liam	Direct Ownership	Option exercise	Common Shares	11.32	3,000	14.5%	23,692
Nov 17/23	◊ Mooney, Ronald Liam	Direct Ownership	Option exercise	Options	11.32	-3,000	-12.2%	21,564
Nov 15/23	◊ Huntington, Jonathan	Direct Ownership	Public market sale	Common Shares	60.25 - 60.28	-18,195	-49.4%	18,643
Nov 15/23	◆ Huntington, Jonathan	Direct Ownership	Option exercise	Common Shares	11.32 - 15.27	18,195	97.6%	36,838
Nov 15/23	◊ Huntington, Jonathan	Direct Ownership	Option exercise	Options	11.32 - 15.27	-18,195	-50.0%	18,195
Nov 14/23	◊ Clark, Dale Robert	Direct Ownership	Public market sale	Common Shares	60.36	-10,000	-49.0%	10,400
Nov 14/23	◆ Clark, Dale Robert	Direct Ownership	Option exercise	Common Shares	11.32	10,000	96.2%	20,400
Nov 14/23	◊ Clark, Dale Robert	Direct Ownership	Option exercise	Options	11.32	-10,000	-24.9%	30,100
Nov 9/23	◊ Gorsalitz, Caroline Marie	Direct Ownership	Public market sale	Common Shares	58.43	-29,439	-100.0%	0
Nov 9/23	◊ Quinn, Sean Anthony	Direct Ownership	Public market sale	Common Shares	58.32	-45,550	-43.2%	59,834
Nov 9/23	◆ Quinn, Sean Anthony	Direct Ownership	Option exercise	Common Shares	16.38	45,550	76.1%	105,384
Nov 9/23	◊ Quinn, Sean Anthony	Direct Ownership	Option exercise	Options	16.38	-45,550	-19.7%	186,100
Nov 1/23	◆ Kieran, Dominic John	Direct Ownership	Opening report	Rights Restricted Share Units	0.00	0	n/a	0
Nov 1/23	◆ Kieran, Dominic John	Direct Ownership	Opening report	Rights Performance Share Units	0.00	0	n/a	0
Nov 1/23	◆ Kieran, Dominic John	Direct Ownership	Opening report	Common Shares	0.00	0	n/a	0
Sep 29/23	■ Bruce, Ian	Direct Ownership	Rights granted	Rights Deferred Share Units	0.00	889	0.9%	97,075
Sep 29/23	■ Camus, Daniel Robert	Direct Ownership	Rights granted	Rights Deferred Share Units	0.00	279	0.3%	92,887
Sep 29/23	■ Cook-Searson, Tammy Miriam	Direct Ownership	Rights granted	Rights Deferred Share Units	0.00	290	> 100%	290
Sep 29/23	■ Gowans, James Kitchener	Direct Ownership	Rights granted	Rights Deferred Share Units	0.00	273	0.3%	92,335
Sep 29/23	■ Kayne, Don	Direct Ownership	Rights granted	Rights Deferred Share Units	0.00	1,091	1.0%	107,497

Transaction Date	Insider Name	Ownership Type	Nature of Transaction	Security	Price (\$)	Shares/Units	Account Change*	Account Balance
Sep 29/23	■ Minière, Dominique Christop...	Direct Ownership	Rights granted	Rights Deferred Share Units	0.00	263	> 100%	263
Sep 29/23	■ van Leeuwen-Atkins, Leontine	Direct Ownership	Rights granted	Rights Deferred Share Units	0.00	569	4.2%	14,141
Sep 7/23	◇ Leach, Mark Sean	Direct Ownership	Public market sale	Common Shares	50.37	-23,880	-47.5%	26,410
Sep 7/23	◆ Leach, Mark Sean	Direct Ownership	Option exercise	Common Shares	14.70	23,880	90.4%	50,290
Sep 7/23	◇ Leach, Mark Sean	Direct Ownership	Option exercise	Options	14.70	-23,880	-34.4%	45,490
Sep 1/23	■ Cook-Searson, Tammy Miriam	Direct Ownership	Opening report	Common Shares	0.00	0	n/a	0
Sep 1/23	■ Cook-Searson, Tammy Miriam	Direct Ownership	Opening report	Rights Deferred Share Units	0.00	0	n/a	0
Sep 1/23	■ Minière, Dominique Christop...	Direct Ownership	Opening report	Common Shares	0.00	0	n/a	0
Sep 1/23	■ Minière, Dominique Christop...	Direct Ownership	Opening report	Rights Deferred Share Units	0.00	0	n/a	0
Aug 25/23	▬ Bopp, Markus Rolf	Direct Ownership	Exercise for cash	Options Phantom Stock Options	11.61 - 15.27	-16,584	-62.4%	10,000
Aug 23/23	◇ Hipperson, Leah	Direct Ownership	Public market sale	Common Shares	49.24	-1,000	-52.1%	920
Aug 21/23	◇ Wong, Alice Louise	Direct Ownership	Public market sale	Common Shares	48.64	-98,800	-55.2%	80,270
Aug 21/23	◆ Wong, Alice Louise	Direct Ownership	Option exercise	Common Shares	16.38	98,800	> 100%	179,070
Aug 21/23	◇ Wong, Alice Louise	Direct Ownership	Option exercise	Options	16.38	-98,800	-44.4%	123,500
Aug 16/23	◇ Doerksen, David Fehr	Direct Ownership	Public market sale	Common Shares	46.19	-2,500	-26.8%	6,838
Aug 11/23	◇ Clark, Dale Robert	Direct Ownership	Option exercise	Common Shares	46.75	-11,010	-51.4%	10,400
Aug 11/23	◆ Clark, Dale Robert	Direct Ownership	Option exercise	Common Shares	11.32	11,010	> 100%	21,410
Aug 11/23	◇ Clark, Dale Robert	Direct Ownership	Option exercise	Options	11.32	-11,010	-21.5%	40,100
Aug 11/23	○ Gitzel, Tim Scott	Direct Ownership	Public market sale	Common Shares	46.65 - 46.87	-153,701	-25.0%	460,593
Aug 11/23	● Gitzel, Tim Scott	Direct Ownership	Option exercise	Common Shares	16.38	200,000	48.3%	614,294
Aug 11/23	○ Gitzel, Tim Scott	Direct Ownership	Option exercise	Options	16.38	-200,000	-19.8%	809,900
Aug 11/23	◇ Thorne, Andrew Miles	Direct Ownership	Public market sale	Common Shares	47.00	-28,020	-40.3%	41,555
Aug 11/23	◆ Thorne, Andrew Miles	Direct Ownership	Option exercise	Common Shares	14.70	28,020	67.4%	69,575
Aug 11/23	◇ Thorne, Andrew Miles	Direct Ownership	Option exercise	Options	14.70	-28,020	-33.9%	54,590
Aug 8/23	◇ Mooney, Ronald Liam	Direct Ownership	Public market sale	Common Shares	45.37	-6,500	-23.9%	20,692
Aug 8/23	◇ Shockey, Heidi Lynn	Direct Ownership	Public market sale	Common Shares	45.32	-20,100	-68.4%	9,281
Aug 8/23	◆ Shockey, Heidi Lynn	Direct Ownership	Option exercise	Common Shares	14.70	20,100	> 100%	29,381
Aug 8/23	◇ Shockey, Heidi Lynn	Direct Ownership	Option exercise	Options	14.70	-20,100	-28.9%	49,490
Aug 4/23	△ Isaac, Grant Everett	Direct Ownership	Public market sale	Common Shares	44.75	-152,800	-63.7%	87,185
Aug 4/23	▲ Isaac, Grant Everett	Direct Ownership	Option exercise	Common Shares	16.38	152,800	> 100%	239,985
Aug 4/23	△ Isaac, Grant Everett	Direct Ownership	Option exercise	Options	16.38	-152,800	-59.5%	104,100
Jun 23/23	■ Bruce, Ian	Direct Ownership	Rights granted	Rights Deferred Share Units	0.00	1,178	1.2%	96,186
Jun 23/23	■ Camus, Daniel Robert	Direct Ownership	Rights granted	Rights Deferred Share Units	0.00	362	0.4%	92,608
Jun 23/23	■ Gowans, James Kitchener	Direct Ownership	Rights granted	Rights Deferred Share Units	0.00	365	0.4%	92,062
Jun 23/23	■ Kayne, Don	Direct Ownership	Rights granted	Rights Deferred Share Units	0.00	1,419	1.4%	106,406
Jun 23/23	■ van Leeuwen-Atkins, Leontine	Direct Ownership	Rights granted	Rights Deferred Share Units	0.00	740	5.8%	13,572
Jun 19/23	◇ Gorsalitz, Caroline Marie	Direct Ownership	Public market sale	Common Shares	42.16	-4,987	-14.5%	29,439
Jun 13/23	◇ Clark, Dale Robert	Direct Ownership	Public market sale	Common Shares	41.80	-12,830	-55.2%	10,400

Transaction Date	Insider Name	Ownership Type	Nature of Transaction	Security	Price (\$)	Shares/Units	Account Change*	Account Balance
Jun 13/23	◆ Clark, Dale Robert	Direct Ownership	Option exercise	Common Shares	14.70	12,830	> 100%	23,230
Jun 13/23	◇ Clark, Dale Robert	Direct Ownership	Option exercise	Options	14.70	-12,830	-20.1%	51,110
Jun 12/23	◇ Doerksen, David Fehr	Direct Ownership	Public market sale	Common Shares	42.29	-2,500	-21.1%	9,338
Jun 12/23	◇ McNally-Power, Lynn Debra	Direct Ownership	Public market sale	Common Shares	42.60	-22,220	-67.0%	10,920
Jun 12/23	◆ McNally-Power, Lynn Debra	Direct Ownership	Option exercise	Common Shares	16.38	22,220	> 100%	33,140
Jun 12/23	◇ McNally-Power, Lynn Debra	Direct Ownership	Option exercise	Options	16.38	-22,220	-55.4%	17,890
Jun 9/23	○ Gitzel, Tim Scott	Direct Ownership	Public market sale	Common Shares	40.99	-31,321	-7.0%	414,294
Jun 9/23	● Gitzel, Tim Scott	Direct Ownership	Option exercise	Common Shares	16.38	54,300	13.9%	445,615
Jun 9/23	○ Gitzel, Tim Scott	Direct Ownership	Option exercise	Options	16.38	-54,300	-5.1%	1,009,900
Jun 8/23	◇ Breker, Jeremy Andrew	Direct Ownership	Public market sale	Common Shares	40.20	-12,500	-59.1%	8,661
Jun 8/23	◇ Doerksen, David Fehr	Direct Ownership	Public market sale	Common Shares	40.93	-2,500	-17.4%	11,838
Jun 8/23	○ Gitzel, Tim Scott	Direct Ownership	Public market sale	Common Shares	41.00	-50,000	-11.3%	391,315
Jun 8/23	● Gitzel, Tim Scott	Direct Ownership	Option exercise	Common Shares	16.38	50,000	12.8%	441,315
Jun 8/23	○ Gitzel, Tim Scott	Direct Ownership	Option exercise	Options	16.38	-50,000	-4.5%	1,064,200
Jun 7/23	◇ McHardy, Scott	Direct Ownership	Public market sale	Common Shares	40.82	-22,220	-45.1%	27,024
Jun 7/23	◆ McHardy, Scott	Direct Ownership	Option exercise	Common Shares	16.38	22,220	82.2%	49,244
Jun 7/23	◇ McHardy, Scott	Direct Ownership	Option exercise	Options	16.38	-22,220	-30.4%	50,970
Jun 5/23	◇ Breker, Jeremy Andrew	Direct Ownership	Public market sale	Common Shares	41.65	-18,600	-46.8%	21,161
Jun 5/23	◆ Breker, Jeremy Andrew	Direct Ownership	Option exercise	Common Shares	15.27	18,600	87.9%	39,761
Jun 5/23	◇ Breker, Jeremy Andrew	Direct Ownership	Option exercise	Options	15.27	-18,600	-100.0%	0
Jun 2/23	◇ Quinn, Sean Anthony	Direct Ownership	Public market sale	Common Shares	40.35	-50,000	-45.5%	59,834
Jun 2/23	◆ Quinn, Sean Anthony	Direct Ownership	▲ Option exercise	Common Shares	16.38	50,000	83.6%	109,834
Jun 2/23	◇ Quinn, Sean Anthony	Direct Ownership	Option exercise	Options	16.38	-50,000	-17.8%	231,650
Jun 1/23	◇ Girard, Rachelle Spring	Direct Ownership	▲ Public market sale	Common Shares	40.78	-14,310	-61.7%	8,876
Jun 1/23	◆ Girard, Rachelle Spring	Direct Ownership	▲ Option exercise	Common Shares	15.27	14,310	> 100%	23,186
Jun 1/23	◇ Girard, Rachelle Spring	Direct Ownership	Option exercise	Options	15.27	-14,310	-100.0%	0
Jun 1/23	▬ Johnson, Jill Amanda	Direct Ownership	Public market sale	Common Shares	41.00 - 41.50	-1,918	-26.9%	5,217
Jun 1/23	◇ Thorne, Andrew Miles	Direct Ownership	▲ Public market sale	Common Shares	41.00	-26,070	-38.6%	41,555
Jun 1/23	◆ Thorne, Andrew Miles	Direct Ownership	▲ Option exercise	Common Shares	16.38	26,070	62.7%	67,625
Jun 1/23	◇ Thorne, Andrew Miles	Direct Ownership	Option exercise	Options	16.38	-26,070	-24.0%	82,610

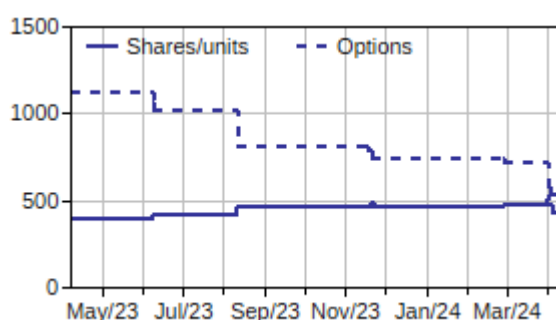
All data based on insider regulatory filings which are subject to input errors.

* Indicates percentage change of shares or units for the account in which the security is held. Many insiders have more than one account and the balance for each is calculated separately. See Holdings Summary for balances across all ownership types as reported in SEDI.

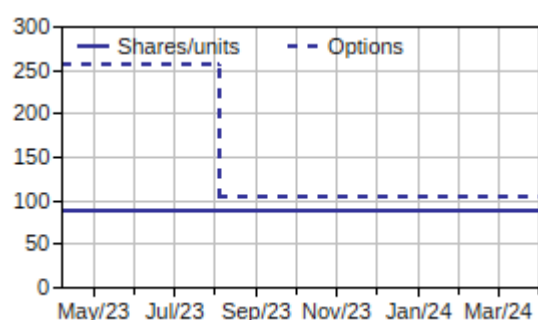
Holdings Summary

Data is based on SEDI filings. Identified former insiders who ceased to be an insider more than a year ago are not shown. Roster may include unidentified former insiders. Charts include identified former insider holdings up to the date they ceased to be an insider. Insiders and their holdings are only included under one insider category. See last page for regulatory insider filing relationship definitions.

CEO's Holdings (000's)



CFO's Holdings (000's)



Gitzel, Tim Scott

Relationship as filed with regulators: 5

Latest filing date: April 4, 2024

Direct Ownership	No. of Shares Held
Common Shares	532,011
Options	425,400
Rights Performance Share Units	194,142
Rights Restricted Share Units	129,445
Control or Direction	No. of Shares Held
Common Shares	200

Isaac, Grant Everett

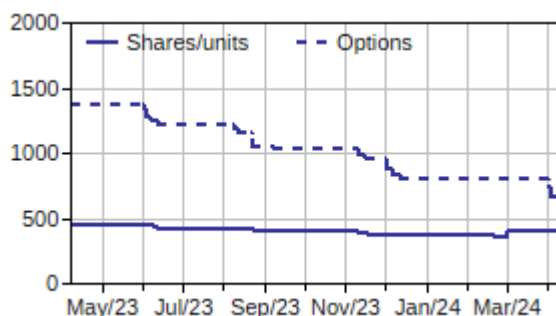
Relationship as filed with regulators: 5

Latest filing date: March 5, 2024

Direct Ownership	No. of Shares Held
Common Shares	87,185
Options	104,100
Rights Performance Share Units	85,231
Rights Restricted Share Units	56,856

Data is based on SEDI filings.. Identified former insiders who ceased to be an insider more than a year ago are not shown. Roster may include unidentified former insiders. Charts include identified former insider holdings up to the date they ceased to be an insider. Insiders and their holdings are only included under one insider category. See last page for regulatory insider filing relationship definitions.

Other Officers' Holdings (000's)



Assie, George Bernard

Relationship as filed with regulators: 5
 Latest filing date: September 24, 2015

Direct Ownership	No. of Shares Held
Common Shares	3,000
Options	130,000
Rights Performance Share Units	0

Barsukov, Dmitry

Relationship as filed with regulators: 5
 Latest filing date: March 5, 2018

Direct Ownership	No. of Shares Held
Common Shares	3,684
Options	104,011
Rights Performance Share Units	26,750

Breker, Jeremy Andrew

Relationship as filed with regulators: 5
 Latest filing date: December 29, 2023

Direct Ownership	No. of Shares Held
Common Shares	8,661
Options	0
Rights Performance Share Units	18,011
Rights Restricted Share Units	12,634

Bryngelson, Dylan Sean

Relationship as filed with regulators: 5
 Latest filing date: March 6, 2024

Direct Ownership	No. of Shares Held
Common Shares	366
Rights Performance Share Units	6,037
Rights Restricted Share Units	4,730

Clark, Dale Robert

Relationship as filed with regulators: 5
 Latest filing date: March 5, 2024

Direct Ownership	No. of Shares Held
Common Shares	10,404
Options	30,100
Rights Performance Share Units	14,142
Rights Restricted Share Units	10,091

Doerksen, David Fehr

Relationship as filed with regulators: 5
 Latest filing date: March 5, 2024

Direct Ownership	No. of Shares Held
Common Shares	6,838
Options	7,400
Rights Performance Share Units	13,582
Rights Restricted Share Units	9,678

Girard, Rachelle Spring

Relationship as filed with regulators: 5
 Latest filing date: March 5, 2024

Direct Ownership	No. of Shares Held
Common Shares	8,889
Options	0
Rights Performance Share Units	11,947
Rights Restricted Share Units	8,525

Gorsalitz, Caroline Marie

 Relationship as filed with regulators: 5
 Latest filing date: April 2, 2024

Direct Ownership	No. of Shares Held
Common Shares	0
Options	0
Rights Performance Share Units	13,541
Rights Restricted Share Units	9,699

Grychowski, Cherise Marie

 Relationship as filed with regulators: 5
 Latest filing date: April 4, 2024

Direct Ownership	No. of Shares Held
Common Shares	3,398
Rights Performance Share Units	6,277
Rights Restricted Share Units	4,931

Indirect Ownership	No. of Shares Held
Common Shares	218

Hipperson, Leah

 Relationship as filed with regulators: 5
 Latest filing date: March 7, 2024

Direct Ownership	No. of Shares Held
Common Shares	410
Rights Performance Share Units	6,017
Rights Restricted Share Units	4,710

Huntington, Jonathan

 Relationship as filed with regulators: 5
 Latest filing date: March 7, 2024

Direct Ownership	No. of Shares Held
Common Shares	11,361
Options	18,195
Rights Performance Share Units	11,917
Rights Restricted Share Units	8,495

Kieran, Dominic John

 Relationship as filed with regulators: 5
 Latest filing date: March 6, 2024

Direct Ownership	No. of Shares Held
Common Shares	0
Rights Performance Share Units	13,750
Rights Restricted Share Units	9,150

Leach, Mark Sean

 Relationship as filed with regulators: 5
 Latest filing date: March 7, 2024

Direct Ownership	No. of Shares Held
Common Shares	29,133
Options	0
Rights Performance Share Units	13,091
Rights Restricted Share Units	9,329

McHardy, Scott

 Relationship as filed with regulators: 5
 Latest filing date: March 6, 2024

Direct Ownership	No. of Shares Held
Common Shares	32,939
Options	27,090
Rights Performance Share Units	12,609
Rights Restricted Share Units	8,978

McNally-Power, Lynn Debra

 Relationship as filed with regulators: 5
 Latest filing date: April 2, 2024

Direct Ownership	No. of Shares Held
Common Shares	10,926
Options	0
Rights Performance Share Units	12,528
Rights Restricted Share Units	8,927

Mooney, Ronald Liam

 Relationship as filed with regulators: 5
 Latest filing date: April 4, 2024

Direct Ownership	No. of Shares Held
Common Shares	24,192
Options	15,564
Rights Performance Share Units	13,541
Rights Restricted Share Units	9,698

Orr, Kelly Lovern

 Relationship as filed with regulators: 5
 Latest filing date: March 23, 2022

Direct Ownership	No. of Shares Held
Common Shares	4,501
Options	31,817
Options Phantom Stock Options	0
Rights Performance Share Units	29,953
Rights Restricted Share Units	19,918

Quinn, Sean Anthony

 Relationship as filed with regulators: 5
 Latest filing date: April 2, 2024

Direct Ownership	No. of Shares Held
Common Shares	69,554
Options	136,100
Rights Performance Share Units	49,292
Rights Restricted Share Units	32,844

Reilly, Brian Arthur

 Relationship as filed with regulators: 5
 Latest filing date: March 6, 2024

Direct Ownership	No. of Shares Held
Common Shares	27,961
Options	56,250
Rights Performance Share Units	56,673
Rights Restricted Share Units	37,814

Rowson, Lloyd James

 Relationship as filed with regulators: 5
 Latest filing date: April 2, 2024

Direct Ownership	No. of Shares Held
Common Shares	3,931
Rights Restricted Share Units	3,734

Shockey, Heidi Lynn

 Relationship as filed with regulators: 5
 Latest filing date: March 7, 2024

Direct Ownership	No. of Shares Held
Common Shares	9,283
Options	49,490
Rights Performance Share Units	27,399
Rights Restricted Share Units	18,259

Thorne, Andrew Miles

 Relationship as filed with regulators: 5
 Latest filing date: March 7, 2024

Direct Ownership	No. of Shares Held
Common Shares	48,653
Options	54,590
Rights Performance Share Units	15,026
Rights Restricted Share Units	10,723

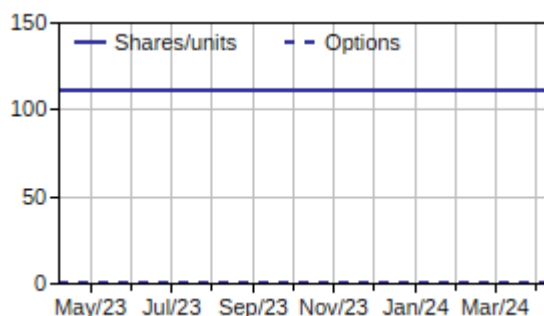
Wong, Alice Louise

 Relationship as filed with regulators: 5
 Latest filing date: April 2, 2024

Direct Ownership	No. of Shares Held
Common Shares	80,270
Options	0
Rights Performance Share Units	47,546
Rights Restricted Share Units	31,696

Data is based on SEDI filings.. Identified former insiders who ceased to be an insider more than a year ago are not shown. Roster may include unidentified former insiders. Charts include identified former insider holdings up to the date they ceased to be an insider. Insiders and their holdings are only included under one insider category. See last page for regulatory insider filing relationship definitions.

Directors' Holdings (000's)



Bruce, Ian

Relationship as filed with regulators: 4
 Latest filing date: October 4, 2023

Direct Ownership	No. of Shares Held
Common Shares	75,000
Rights Deferred Share Units	97,075

Camus, Daniel Robert

Relationship as filed with regulators: 4
 Latest filing date: April 2, 2024

Direct Ownership	No. of Shares Held
Rights Deferred Share Units	93,577

Clappison, John

Relationship as filed with regulators: 4
 Latest filing date: March 26, 2019

Direct Ownership	No. of Shares Held
Common Shares	3,000
Rights Deferred Share Units	55,190

Control or Direction	No. of Shares Held
Common Shares	500

Cook-Searson, Tammy Miriam

Relationship as filed with regulators: 4
 Latest filing date: April 2, 2024

Direct Ownership	No. of Shares Held
Common Shares	0
Rights Deferred Share Units	1,913

Deranger, Donald Hearl Felix

Relationship as filed with regulators: 4
 Latest filing date: December 24, 2023

Direct Ownership	No. of Shares Held
Rights Deferred Share Units	76,227

Gignac, Catherine

Relationship as filed with regulators: 4
 Latest filing date: December 24, 2023

Direct Ownership	No. of Shares Held
Common Shares	20,000
Rights Deferred Share Units	37,048

Gowans, James Kitchener

Relationship as filed with regulators: 4
 Latest filing date: April 2, 2024

Direct Ownership	No. of Shares Held
Common Shares	1,000
Rights Deferred Share Units	93,021

Control or Direction	No. of Shares Held
Common Shares	8,000

Jackson, Kathryn

Relationship as filed with regulators: 4
 Latest filing date: December 24, 2023

Direct Ownership	No. of Shares Held
Common Shares	0
Rights Deferred Share Units	42,326

Kayne, Don

Relationship as filed with regulators: 4
 Latest filing date: April 2, 2024

Direct Ownership	No. of Shares Held
Rights Deferred Share Units	109,701

McLellan, A. Anne

Relationship as filed with regulators: 4

Latest filing date: March 23, 2021

Direct Ownership	No. of Shares Held
Common Shares	100
Rights Deferred Share Units	57,742

Minière, Dominique Christophe

Relationship as filed with regulators: 4

Latest filing date: April 2, 2024

Direct Ownership	No. of Shares Held
Common Shares	0
Rights Deferred Share Units	1,730

van Leeuwen-Atkins, Leontine

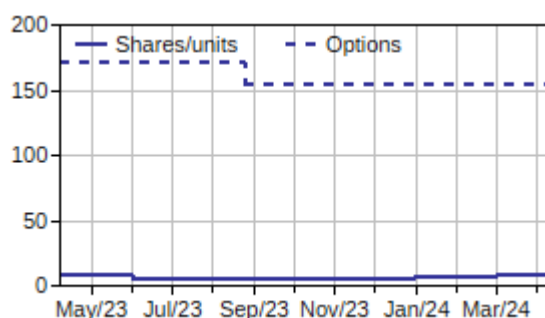
Relationship as filed with regulators: 4

Latest filing date: April 2, 2024

Direct Ownership	No. of Shares Held
Rights Deferred Share Units	15,149
Indirect Ownership	No. of Shares Held
Common Shares	3,252

Data is based on SEDI filings.. Identified former insiders who ceased to be an insider more than a year ago are not shown. Roster may include unidentified former insiders. Charts include identified former insider holdings up to the date they ceased to be an insider. Insiders and their holdings are only included under one insider category. See last page for regulatory insider filing relationship definitions.

Subsidiary Executives's Holdings (000's)



Aul, Friedel

Relationship as filed with regulators: 7

Latest filing date: March 31, 2020

Direct Ownership	No. of Shares Held
Options Phantom Stock Options	61,350

Bopp, Markus Rolf

Relationship as filed with regulators: 7

Latest filing date: March 6, 2024

Direct Ownership	No. of Shares Held
Options Phantom Stock Options	10,000
Rights Phantom Restricted Share Units	5,960

Glattes, Gerhard

Relationship as filed with regulators: 7

Latest filing date: December 7, 2021

Direct Ownership	No. of Shares Held
Options Phantom Stock Options	82,402
Rights Phantom Restricted Share Units	1,980

Johnson, Jill Amanda

Relationship as filed with regulators: 7

Latest filing date: March 6, 2024

Direct Ownership	No. of Shares Held
Common Shares	7,482
Options	0
Rights Restricted Share Units	4,957

INK Edge V.I.P. Overview

This section offers a summary of the stock's potential and performance based on our V.I.P. criteria:

1. **Valuations:** how a stock compares to other stocks based on traditional valuation measures including P/E, Price-to-book, price-to-sales and dividend yield.
2. **Insider commitment:** officer and director buying activity, including number of active insiders buying and executive holdings.
3. **Price momentum:** a stock's relative strength over multiple time frames.

Valuations Summary

	CCO	Competitors	Sector	Large Cap	Market Avg.
Price to Book - most recent quarter	4.8	2.7	1.8	2.6	1.8
P/E including extraordinary items - TTM	80.6	0.9	11.2	20.7	16.8
Price to Sales - TTM	11.2	10.3	3.8	3.4	3.0
Price to Cash Flow per share - most recent quarter	46.9	0.6	5.9	11.4	9.9
Enterprise Value to EBITDA	55.8	55.8	7.6	12.4	11.8
Dividend Yield - indicated annual	0.2%	0.2%	5.4%	3.1%	4.7%
Buyback Yield - estimated TTM	-0.3%	-22.9%	-16.7%	-1.9%	-7.1%

TTM: Trailing Twelve Months

Insider Commitment Summary

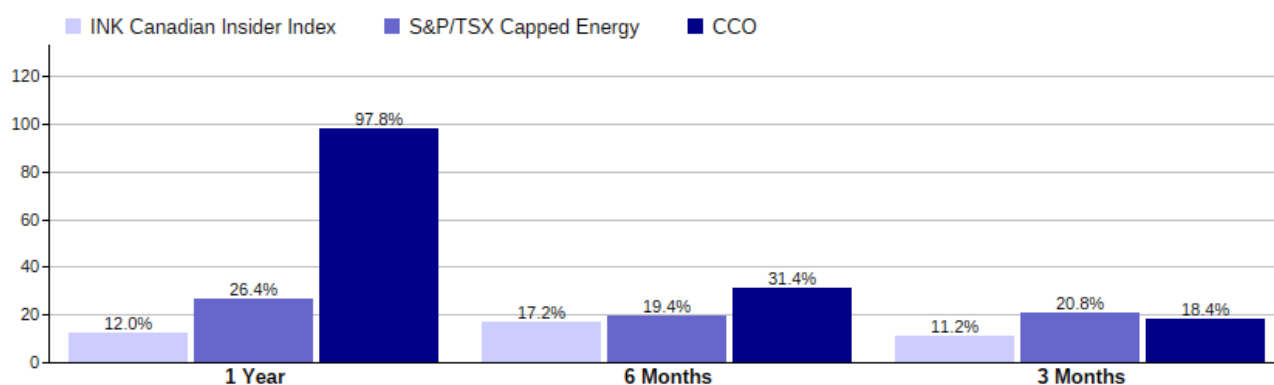
Direct and Indirect Equity (Non-derivative) Holdings as % of Shares Outstanding

	April 7, 2024		1 Year Ago		Change	
	Shares Held	% S.O.	Shares Held	% S.O.	Shares Held	% S.O.
Officers & Directors	1,120,120	0.26	1,020,087	0.24	100,033	0.02
All Insiders	1,127,602	0.26	1,026,563	0.24	101,039	0.02

*Includes beneficial holdings of officers, directors and other insiders such as 10% holders.

Price Momentum Summary

Relative Performance Chart















INK Edge Outlook

INK Edge Outlook combines the conditions in the 3 VIP categories to assign an overall ranking to a stock. The object is to identify which group of stocks have greatest opportunity or risk over the next year on a portfolio basis.

Stocks are assigned one of 5 rankings. From the most attractive group to least attractive group. INK Edge Outlook overall conditions are:

Sunny (top 10%) | Mostly Sunny (next 20%) | Mixed (middle 40%) | Cloudy (next 70-90%) | Rainy (bottom 10%)

INK Edge Outlook			
CONDITIONS	Latest	6 months ago	1 year ago
Overall	 Cloudy	 Cloudy	 Rain
Value	 Rain	 Rain	 Rain
Insiders	 Rain	 Rain	 Rain
Price Direction	 Mostly Sunny	 Sunny	 Mixed

Relative Performance to the INK Canadian Insider Index

The INK Canadian Insider Index includes 50 top ranked INK Edge TSX-listed stocks. The chart below shows how the stock has performed against the Index over the past year.



Regulatory (SEDI) Filing Relationship Definitions

- | | |
|-----------------------------------|---|
| 1 - Issuer | 5 - Senior Officer of Issuer |
| 2 - Subsidiary of Issuer | 6 - Director or Senior officer of 10% Security Holder |
| 3 - 10% Security Holder of Issuer | 7 - Director or Senior Officer of Insider or Subsidiary of Issuer (other than in 4,5,6) |
| 4 - Director of Issuer | 8 - Deemed Insider - 6 Months before becoming Insider |

Disclaimer: User agrees to only use information contained in this report for the purposes as set out in section 6.2 of COMPANION POLICY 55-102CP TO NATIONAL INSTRUMENT 55-102 of the Canadian Securities Administrators and to comply with all privacy laws. INK provides general information. INK is not an investment advisory service, a financial planner, an investment advisor nor a securities advisor. INK does not purport to tell people, or suggest to people, what they should buy or sell for themselves. Opinions and recommendations contained herein should not be construed as investment advice. Do not assume that any recommendations, insights, charts, theories, or philosophies will ensure profitable investment. Users should always consult with and obtain advice from their professional licensed financial advisor, including their tax advisor, to determine the suitability of any investment. INK recommends that anyone making an investment or trading securities do so with caution. Users should perform full due diligence and investigate any security fully before making an investment or before the execution of a security trade based upon information learned through INK. Investors should obtain annual reports and other company information to complete their own due diligence in any investment. Neither INK nor anyone affiliated with INK is responsible for any investment decision made. INK has made all reasonable efforts to ensure that all information provided is accurate at the time of inclusion; however, there may be inadvertent and occasional errors. INK makes no guarantee of accuracy or completeness. Insider transaction filings are from SEDI®; SEDI® is a registered trade-mark owned by the Alberta Securities Commission. All information and opinion expressed herein is subject to change without notice. INK employees may have an ownership or investment interest in any stock mentioned in this report. Copyright © INK Research Corp. All rights reserved.